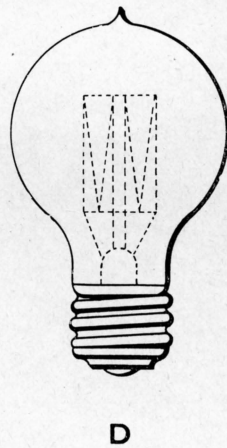
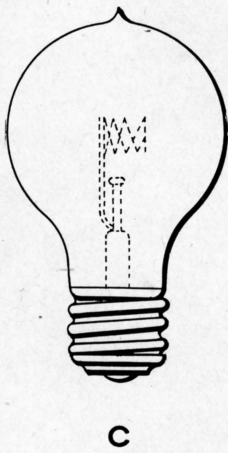

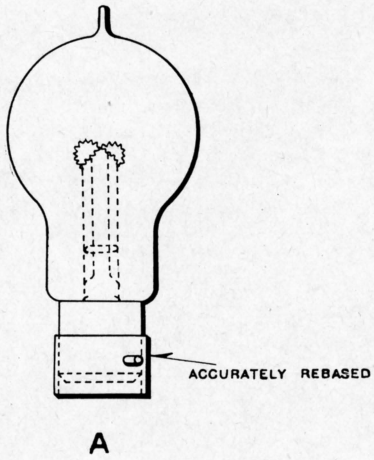


UNION SWITCH & SIGNAL CO.



UNION SWITCH & SIGNAL CO.

ELECTRIC LAMPS FOR COLOR LIGHT SIGNALS

Order by Plate, Piece, Reference and Description

Drawing references are shown for convenience in checking material with shipping lists and invoices.

| Piece | Ref. | Volts | Watts | Where Used Style | Remarks | Drawing Reference |
|-----------------------------|------|-------|-------|--|--|-------------------|
| 116447 | A | 10 | 18 | "R", "TR" and occasionally "N-2" Dwarf | Concentrated Double Filament. | B-12409-16 |
| 122995 | Aa | 8 | 10 | "R" and "TR" | Concentrated Double Filament (Approach lighting only). | B-12409-16 |
| 120620 | Ab | 30 | 36 | "N-2" | Semi-Concentrated Double Filament. | B-12409-16 |
| 112968 | B | 30 | 36 | "N" | Semi-Concentrated Double Filament. | B-12409-6 |
| Special Combinations | | | | | | |
| Piece | Ref. | Volts | Watts | Where Used Style | Remarks | Drawing Reference |
| 95268 | C | 110 | 36 | "N" | Semi-Concentrated, single filament. For 110 volt D. C. System. | B-12409-6 |
| 68971 | Ca | 55 | 20 | "N" | Semi-Concentrated, single filament. For 55-volt system. | B-12409-6 |
| 68467 | D | 110 | 25 | "N" | Large Single Filament Wide angle, very short range indication. | B-12409-6 |