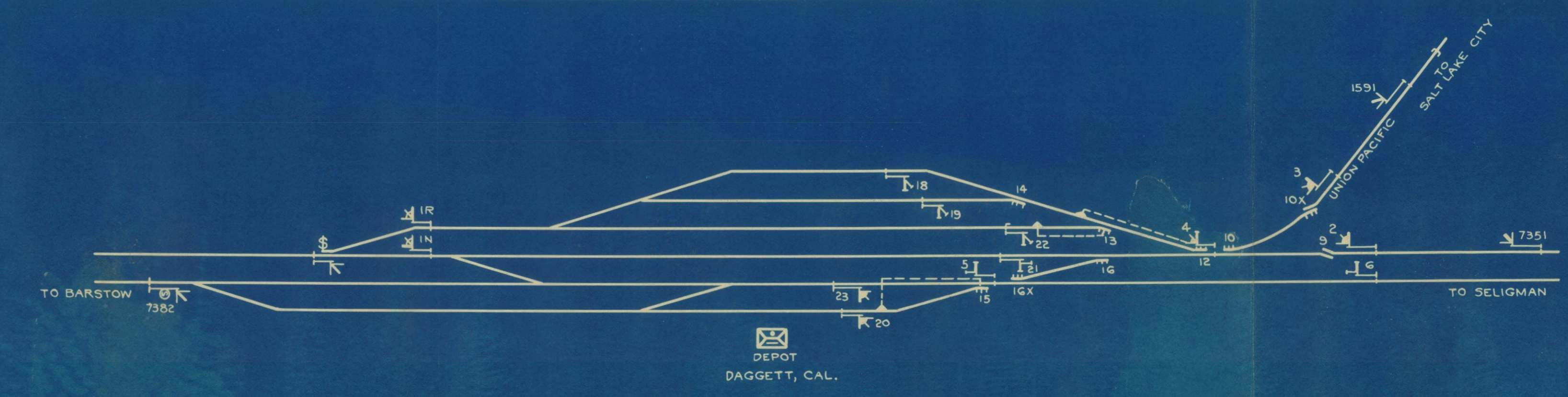


DATE	11-10-39
REVISED	CHK.
12-6-39	167
1-17-40	187



SPECIAL LEVER WIRING FOR LEVER 1 CONTROLLING SEARCH LIGHT SIGNALS IN & IR

TYPICAL LEVER WIRING FOR 2A SIGNAL LEVERS 2-3-23

TYPICAL LEVER WIRING FOR 2A SIGNAL LEVERS 4-5-6-20-21-24 (NO TIME LOCK ON LEVER 24)

TYPICAL LEVER WIRING FOR SINGLE SWITCH LEVERS 9-13-14


TYPICAL LEVER WIRING FOR SINGLE SWITCH LEVER 12

TYPICAL LEVER WIRING FOR SINGLE SWITCH LEVER 12

LEVER WIRING FOR STUB SWITCH LEVER 11 & 17

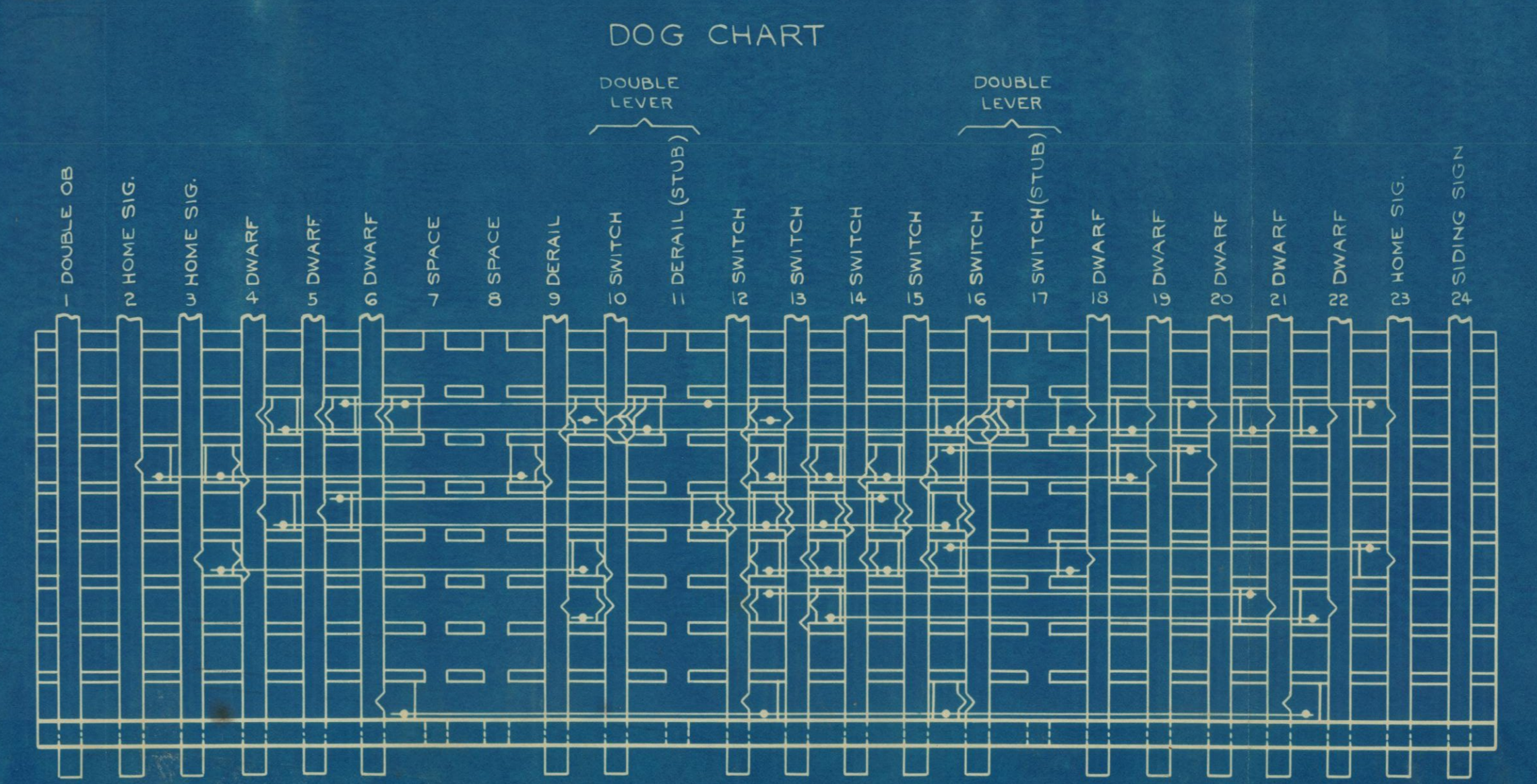
LEVER WIRING FOR LONG SWITCH LEVER 10 & 16

TYPICAL LEVER WIRING FOR LIGHT SIGNAL LEVERS 14, 19-22



NOTE: THE SYMBOL \odot INDICATES CHROMIUM PLATED CONTACT FOR LOW VOLTAGE CIRCUITS

LEVER	WHEN	LOCKS	LEVER	WHEN	LOCKS
2		(4) (3)	15		
3		(4) (3)	16		
4		(12) (13) (14) (16) (18) (19) (21) (22)	17		STUB TO 16
5		(20) (23)	18		(10) (12) (13) (14)
6		(15) (20) (23)	19		(10) (12) (13) (14)
7		SPARE SPACE	20		(10) (16) (18)
8		SPARE SPACE	21		(10) (12) (16)
9		(10)	22		(10) (12) (13)
10		STUB TO 10	23		(15) (16) (18)
11		(16)	24		(10) (12) (13)
12		(16)			
13		(16)			
14					



DRAWN BY *[Signature]*
 TRACED BY *[Signature]*
 CHECKED BY *[Signature]*
 APPROVED *[Signature]*