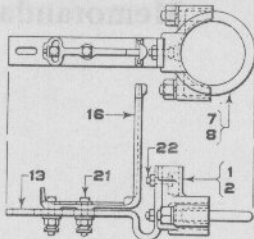
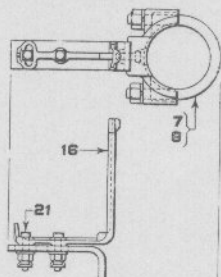


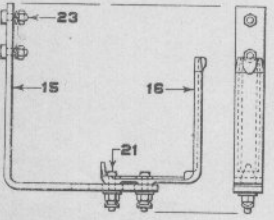
A - FOR 4" PIPE
B - FOR 5" PIPE



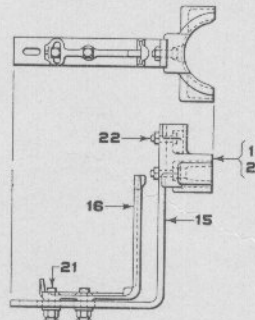
C - FOR 4" PIPE
D - FOR 5" PIPE



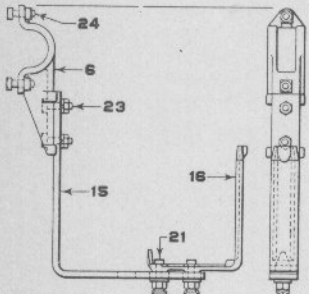
E - FOR 4" PIPE
F - FOR 5" PIPE



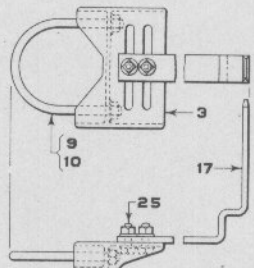
G



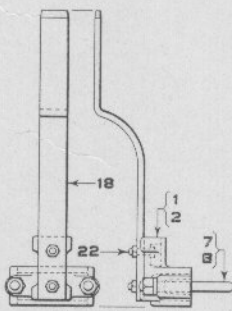
H - FOR 4" PIPE
J - FOR 5" PIPE



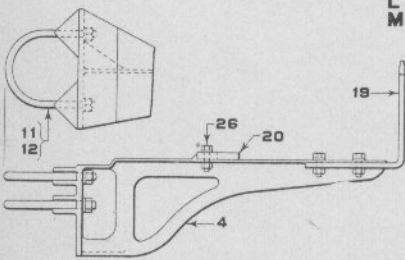
K



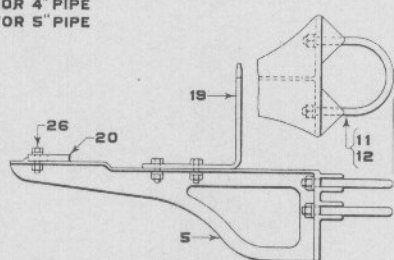
L - FOR 4" PIPE
M - FOR 5" PIPE



N - FOR 4" PIPE
P - FOR 5" PIPE



R - FOR 4" PIPE
S - FOR 5" PIPE



T - FOR 4" PIPE
U - FOR 5" PIPE

Lamp Brackets

Lamp Brackets

Drawing references are shown for convenience in checking shipping lists and invoices.

Fig. No.	Name	Drawing Reference
Order by plate, figure number and name		
A	Lamp Bracket Complete as shown, for 4" pipe. Used with Spectacles shown on Plate H1801 Figs. A, A1, B, B1, C, C1, D, D1, J and P, also used for Marker Lights. R. S. A. Type. (1-1, 1-7, 1-13, 1-16, 2-21, 2-22).....	38221
B	same as Fig. A, except for 5" pipe. (1-2, 1-8, 1-13, 1-16, 2-21, 2-22).....	35651
C	Lamp Bracket Complete as shown, for 4" pipe. Used for Staggered Marker Lights. R. S. A. Type. (1-1, 1-7, 1-13, 1-16, 2-21, 2-22).....	
D	same as Fig. C, except for 5" pipe. (1-2, 1-8, 1-13, 1-16, 2-21, 2-22).....	
E	Lamp Bracket Complete as shown, for 4" pipe. Used with Staggered Light Spectacles shown on Plate H1801 Figs. E, F, G and H. R. S. A. Type. (1-1, 1-7, 1-14, 1-16, 2-21, 2-22).....	
E1	as above, except used with Lower Quadrant Spectacle shown on Plate H1808 Fig. E and Bearing shown on Plate H1705 Fig. E. (1-1, 1-7, 1-14a, 1-16, 2-21, 2-22).....	
F	Lamp Bracket Complete as shown, for 5" pipe. Used with Staggered Light Spectacles shown on Plate H1801 Figs. E, F, G and H. R. S. A. Type. (1-2, 1-8, 1-14, 1-16, 2-21, 2-22).....	42478
F1	as above, except used with Lower Quadrant Spectacle shown on Plate H1808 Fig. E and Bearing shown on Plate H1705 Fig. F. (1-2, 1-8, 1-14a, 1-16, 2-21, 2-22).....	
G	Lamp Bracket Complete as shown. Used with Spectacles shown on Plate H1808 Figs. C, C1, D and D1 and R. S. A. Bearings shown on Plate H1706 Figs. C, C1, D, D1, E and E1. R. S. A. Std. (1-15, 1-16, 2-21, 2-23).....	43679

Lamp Brackets

Drawing references are shown for convenience in checking shipping lists and invoices.

Fig. No.	Name	Drawing Reference
Order by plate, figure number and name		
H	Lamp Bracket Complete as shown, for 4" pipe. Used with Spectacles shown on Plate H1801 Figs. F and G and R. S. A. Bearings shown on Plate H1706 Figs. C and C1. R. S. A. Type. (1-1, 1-15, 1-16, 2-21, 2-22).....	
J	same as Fig. H, except for 5" pipe. Used also with Spectacle shown on Plate H1801 Fig. H. R. S. A. Std. (1-2, 1-15, 1-16, 2-21, 2-22).....	43740
J1	as above, except without Clamp Fig. 2.....	
K	Lamp Bracket Complete as shown. Used with Spectacles shown on Plate H1801 Figs. A, A1, B, B1, C, C1, D, D1, P and Bearings shown on Plate H1705 Figs. A, B, C and D. R. S. A. Type. (1-6, 1-15, 1-16, 2-21, 2-23, 2-24).....	
L	Lamp Bracket Complete as shown, for 4" pipe. Used with Spectacles shown on Plate H1801 Figs. A, A1, B, B1, C, C1, D, D1, J and P. (1-3, 1-9, 1-17, 2-25).....	
M	same as Fig. L, except for 5" pipe. (1-3, 1-10, 1-17, 2-25).	
N	Lamp Bracket Complete as shown, for 4" pipe. Used with Lower Quadrant Spectacles shown on Plate H1808 Figs. A, B, C and D. (1-1, 1-7, 1-18, 2-22).....	
P	same as Fig. N, except for 5" pipe. (1-2, 1-8, 1-18, 2-22)....	48022
R	Lamp Bracket Complete as shown, for 4" pipe. Used with Spectacles shown on Plate H1801 Figs. K, M and M1. (1-4, 1-11, 1-19, 1-20, 3-26).....	
S	same as Fig. R, except for 5" pipe. (1-4, 1-12, 1-19, 1-20, 3-26).....	
T	Lamp Bracket Complete as shown, for 4" pipe. Used with Staggered Light Spectacle shown on Plate H1801 Fig. N. (1-5, 1-11, 1-19, 1-20, 3-26).....	
U	same as Fig. T, except for 5" pipe. (1-5, 1-12, 1-19, 1-20, 3-26).....	
1	Clamp, for 4" pipe. R. S. A. Type.....	38222
2	Clamp, for 5" pipe. R. S. A. Std.....	35654
3	Clamp Bracket, for Lamp Bracket Complete Figs. L and M. .	34726

Lamp Brackets

Drawing references are shown for convenience in checking shipping lists and invoices.

Fig. No.	Name	Drawing Reference
Order by plate, figure number and name		
4	Clamp Bracket, for Lamp Brackets Complete Figs. R. and S.	32972
5	Clamp Bracket, for Lamp Bracket Complete Figs. T and U.	44929
6	Adapter, for Lamp Bracket Complete Fig. K.	47829
6a	as above, except with two Bolts Fig. 24.	47828
7	U Bolt Complete for 4" pipe, for Lamp Brackets Complete Figs. A, C, E, E1 and N. Includes hex. Nuts and Lock Washers.	43742
8	U Bolt Complete, for 5" pipe, for Lamp Brackets Complete Figs. B, D, F, F1 and P. Includes hex. Nuts and Lock Washers.	43741
9	U Bolt Complete for 4" pipe, for Lamp Bracket Complete Fig. L. Includes hex. Nuts and Washers.	
10	U Bolt Complete, for 5" pipe, for Lamp Bracket Complete Fig. M. Includes hex. Nuts and Washers.	
11	U Bolt Complete, for 4" pipe, for Lamp Brackets Complete Figs. R and T. Includes hex. Nuts and Washers.	
12	U Bolt Complete, for 5" pipe, for Lamp Brackets Complete Figs. S and U. Includes hex. Nuts and Washers.	
13	Support, for Lamp Brackets Complete Figs. A, B, C, and D.	35655
14	Support, for Lamp Brackets Complete Figs. E and F.	42479
14a	Support, for Lamp Brackets Complete Figs. E1 and F1.	
15	Support, for Lamp Brackets Complete Figs. G, H, J and K. R. S. A. Std.	43745
16	Lamp Bracket only. R. S. A. Std.	35656
17	Lamp Bracket only, for Figs. L and M.	30560
18	Lamp Bracket only, for Figs. N and P.	48023
19	Lamp Bracket only, for Figs. R, S, T and U.	32973
20	Clip, for Lamp Brackets Complete Figs. S, T, U and V.	32974
21	Bolt, 1/2" x 2" sq. hd. with hex. Nut, Washer and Grip Nut, for fastening Lamp Bracket Fig. 16 to Support.	

Lamp Brackets

Drawing references are shown for convenience in checking shipping lists and invoices.

Fig. No.	Name	Drawing Reference
Order by plate, figure number and name		
22	Bolt, $\frac{1}{2}$ " x $1\frac{1}{4}$ " sq. hd. with hex. Nut, for fastening Supports Figs. 13, 14, 15 and 18 to Clamps.	39147
23	Bolt, $\frac{1}{2}$ " x $1\frac{1}{2}$ " sq. hd. with hex. Nut and Lock Washer, for fastening Support Fig. 15 to Bearing and also to Adapter Fig. 6.....	
24	Bolt, $\frac{1}{2}$ " x $1\frac{1}{4}$ " sq. hd. with sq. Nut, for fastening Adapter Fig. 6 to Bearing.....	077
25	Bolt, $\frac{1}{2}$ " x $1\frac{1}{2}$ " sq. hd. with sq. Nut and Washer, for fastening Lamp Bracket Fig. 17 to Clamp Bracket Fig. 3.	
26	Bolt, $\frac{3}{8}$ " x $1\frac{1}{4}$ " hex. hd. with hex. Nut and Washer, for fastening Lamp Bracket Fig. 19 to Clamp Brackets Figs. 4 and 5.	