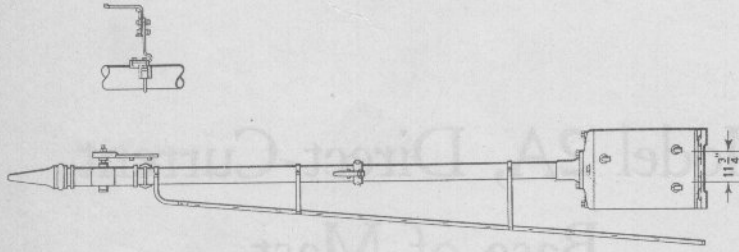
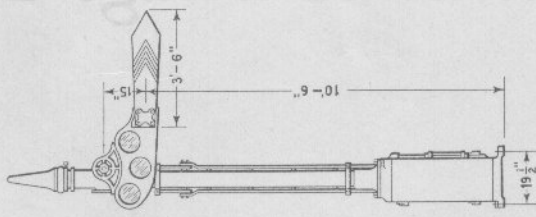


- D - WITH 8 VOLT MECHANISM
- E - WITH 10 VOLT MECHANISM
- F - WITH 20 VOLT MECHANISM




- D - WITH 8 VOLT MECHANISM
- E - WITH 10 VOLT MECHANISM
- F - WITH 20 VOLT MECHANISM

DIAMETER OF ROUNDEL 8 3/8"



- A - WITH 8 VOLT MECHANISM
- B - WITH 10 VOLT MECHANISM
- C - WITH 20 VOLT MECHANISM



- A - WITH 8 VOLT MECHANISM
- B - WITH 10 VOLT MECHANISM
- C - WITH 20 VOLT MECHANISM

One Arm Upper Quadrant Bracket or Bridge Signals

**One Arm and High One Arm
Upper Quadrant Bracket or Bridge Signals
Model 2A Base of Mast Mechanism**

Unless otherwise specified signals will be furnished as illustrated on opposite page. Lamps and number plates are not included. If signals other than those shown are desired, specify height to center of blades and give reference numbers to spectacle and blade; also state number and color of roundels. See Part 18 of this Section for spectacles, blades and roundels and Part 17 for masts, ladders, bearings, etc. See Plate H0301 for dolls.

Circuit controllers are equipped with the contacts necessary for the local control of the signal only. If pole changing contacts or extra drag contacts are required same must be specified. State the positions of the signal blade at which each extra contact is to make and break, considering the stop position as 0 degree.

Drawing references are shown for convenience in checking shipping lists and invoices.

Fig. No.	Name	Drawing Reference
Order by plate, figure number and name		
A	One Arm Upper Quadrant Model 2A Bracket or Bridge Signal, with 8 volt Mechanism and Case, complete as shown. For details and specifications of Signal Mechanism see Plate H1101.....	
A1	as above, except without Roundels.....	
B	same as Fig. A, except with 10 volt Mechanism.....	
B1	as above, except without Roundels.....	
C	same as Fig. A, except with 20 volt Mechanism.....	
C1	as above, except without Roundels.....	
D	High One Arm Upper Quadrant Model 2A Bracket or Bridge Signal, with 8 volt Mechanism, complete as shown. Includes Lamp Bracket for Marker Light (specify whether vertical or staggered Marker Light). For details and specifications of Signal Mechanism see Plate H1101....	
D1	as above, except without Roundels.....	
D2	same as Fig. D, except without Lamp Bracket for Marker Light.....	
D3	same as Fig. D, except without Roundels and Lamp Bracket for Marker Light.....	

**One Arm and High One Arm
Upper Quadrant Bracket or Bridge Signals
Model 2A Base of Mast Mechanism**

Drawing references are shown for convenience in checking shipping lists and invoices.

Fig. No.	Name	Drawing Reference
	Order by plate, figure number and name	
E	same as Fig. D, except with 10 volt Mechanism.....	
E1	as above, except without Roundels.....	
E2	same as Fig. E, except without Lamp Bracket for Marker Light.....	
E3	same as Fig. E, except without Roundels and Lamp Bracket for Marker Light.....	
F	same as Fig. D, except with 20 volt Mechanism.....	
F1	as above, except without Roundels.....	
F2	same as Fig. F, except without Lamp Bracket for Marker Light.....	
F3	same as Fig. F, except without Roundels and Lamp Bracket for Marker Light.....	