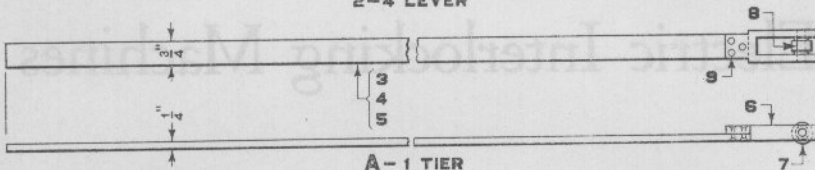
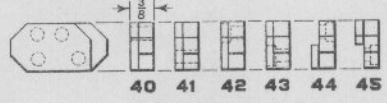
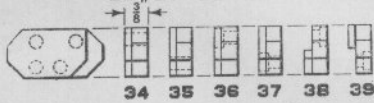
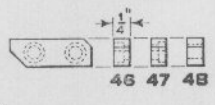
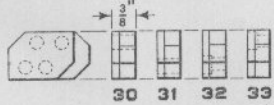
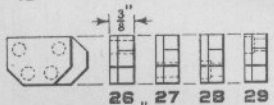
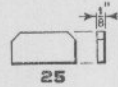
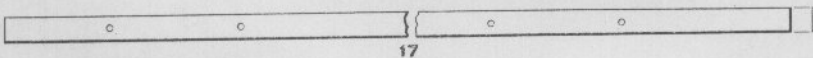
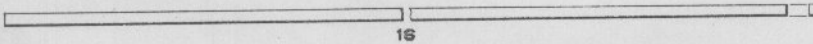
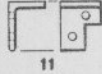


1-8 LEVER
2-4 LEVER



A - 1 TIER
B - 2 TIER
C - 3 TIER



Locking Plates, Tappet Bars and Dogs
For Model 2 Electric Interlocking Machines

Model 2 Electric Interlocking Machines

Locking Plates, Tappet Bars and Dogs

NOTE: The parts illustrated on the opposite page are for use on Model 2 Electric Interlocking Machines with original form of locking (two locking bars to a slot). To avoid error, it is recommended that name and location of plant for which material is required be shown on the order. See Plates G0805 and G0810 for modified locking.

Drawing references are shown for convenience in checking shipping lists and invoices.

Fig. No.	Name	Drawing Reference
Order by plate, figure number and name		
A	Tappet Bar Complete, $\frac{1}{4}$ " x $\frac{3}{4}$ ", for one tier of locking	719 43041 43042 1839
B	Tappet Bar Complete, $\frac{1}{4}$ " x $\frac{3}{4}$ ", for two tiers of locking	43041 43042 4815
C	Tappet Bar Complete, $\frac{1}{4}$ " x $\frac{3}{4}$ ", for three tiers of locking	43041 43042
1	Locking Plate, 8 lever, $\frac{1}{2}$ " x $\frac{3}{4}$ " locking bar slots, $\frac{1}{4}$ " x $\frac{3}{4}$ " tappet bar slots	1303
2	Locking Plate, 4 lever, $\frac{1}{2}$ " x $\frac{3}{4}$ " locking bar slots, $\frac{1}{4}$ " x $\frac{3}{4}$ " tappet bar slots	1642
3	Bar, $\frac{1}{4}$ " x $\frac{3}{4}$ ", with jaw, for tappet bar complete Fig. A.	719
4	Bar, $\frac{1}{4}$ " x $\frac{3}{4}$ ", with jaw, for tappet bar complete Fig. B.	1839
5	Bar, $\frac{1}{4}$ " x $\frac{3}{4}$ ", with jaw, for tappet bar complete Fig. C.	4815
6	Jaw, for tappet bars	616
6a	as above, except with roller and pin (1-6, 1-7, 1-8)	
7	Roller, for tappet bars	43041
8	Pin, $\frac{1}{4}$ " x $\frac{3}{16}$ ", for roller Fig. 7.	43042
9	Pin, $\frac{1}{8}$ " x $\frac{11}{16}$ ", for fastening jaw Fig. 6 to tappet bar	1650
10	Plate, for connecting locking plates	13347
11	Bracket, for supporting left end lever guide	3095

(Continued on following page)

Model 2 Electric Interlocking Machines
Locking Plates, Tappet Bars and Dogs

Drawing references are shown for convenience in checking shipping lists and invoices.

Fig. No.	Name	Drawing Reference
Order by plate, figure number and name		
12	Screw, $\frac{3}{8}$ " x $1\frac{1}{2}$ " fil. hd., for fastening locking plates to frame and plate Fig. 10 to locking plate.....	2474
13	Screw, $\frac{1}{4}$ " x $\frac{5}{8}$ " rd. hd., for fastening bracket Fig. 11 to locking plate.....	2451
14	Screw, No. 8 x $\frac{1}{2}$ " rd. hd., for fastening caps Figs. 17 and 18 to locking plates.....	2430
15	Dowel Pin, $\frac{3}{8}$ " x $1\frac{3}{4}$ ", for fastening locking plates to frame.....	13863
16	Locking Bar, $\frac{1}{4}$ " x $\frac{3}{8}$ " length as specified.....	
17	Cap, $\frac{1}{8}$ " x $\frac{3}{4}$ ", for retaining tappet bars, length as specified.....	
18	Cap, $\frac{1}{4}$ " x $1\frac{1}{2}$ ", for retaining tappet bars, used between first and second tiers of locking only. Specify length.....	33690
19	Screw, No. 12 x $\frac{1}{2}$ ", for fastening guides.....	1480
20	Screw, No. 12 x $\frac{3}{8}$ ", for fastening guides.....	1481
21	Screw, No. 12 x $\frac{1}{2}$ ", for fastening dogs to locking bars.....	1036
22	Screw, No. 12 x $\frac{5}{8}$ ", for fastening dogs to locking bars.....	1269
23	Stud, No. 12 x $\frac{9}{16}$ ", for riveting dogs to locking bars.....	4378
24	Stud, No. 12 x $\frac{11}{16}$ ", for riveting dogs to locking bars.....	4379
25	Dog, for loose locking.....	3218
26	Dog, for front or back locking.....	3866
27	Dog, for front or back locking.....	3866
28	Dog, for front or back locking.....	3866
29	Dog, for front or back locking.....	3866
30	Dog, for front or back locking.....	3867
31	Dog, for front or back locking.....	3867
32	Dog, for front or back locking.....	3867
33	Dog, for front or back locking.....	3867
34	Dog, for front or back locking.....	3198
35	Dog, for front or back locking.....	3198

(Continued on following page)

Model 2 Electric Interlocking Machines
Locking Plates, Tappet Bars and Dogs

Drawing references are shown for convenience in checking shipping lists and invoices.

Fig. No.	Name	Drawing Reference
Order by plate, figure number and name		
36	Dog, for front or back locking.....	3198
37	Dog, for front or back locking.....	3198
38	Dog, for front locking.....	3198
39	Dog, for front locking.....	3198
40	Dog, for front or back locking.....	3208
41	Dog, for front or back locking.....	3208
42	Dog, for front or back locking.....	3208
43	Dog, for front or back locking.....	3208
44	Dog, for front locking.....	3208
45	Dog, for front locking.....	3208
46	Dog, for front locking.....	3150
47	Dog, for front locking.....	3150
48	Dog, for front locking.....	3150
NOTE: For additional dogs see Plate G0802.		