

SYMBOLS

- CONNECTION ON MACHINE CONNECTOR BLOCK  
A-1 LETTER DENOTES BLOCK  
NUMBER DENOTES CONTACT
- (A) TERMINAL ON MACHINE TERMINAL BOARD (LINE "A")
- (T) TERMINAL ON TOWER TERMINAL BOARD
- > TERMINAL ON CODING UNIT
- ⊗ INDICATES TWISTED PAIR OF WIRES TWO TURNS PER FOOT

OFFICE POWER EQUIPMENT  
LINE "A"  
TYPE "L" FORM 504-B CODE SYSTEM  
USING 504-C OFFICE UNIT

REVISIONS

THE OPERATION OF THE CIRCUITS AND EQUIPMENT DESCRIBED HEREIN CAN NOT BE ASSURED UNLESS THE USER IS FAMILIAR WITH THE SYSTEM OR SECTION MUST UNDERSTAND THE CONTACT SELECTION BREAKDOWN AND SERVICE DEVIATION TENTS PRIOR TO BEING PLACED INTO REGULAR SERVICE.

UNION SWITCH & SIGNAL  
DIVISION OF WESTINGHOUSE AIR BRAKE CO.  
PITTSBURGH, PENNSYLVANIA, U.S.A.

REFERENCES  
FOR MATERIAL  
TABULATION SEE  
K90-SHS.1 & 2

DATE	NONE
NO.	802343
DATE	
APPROVED BY	ATK 11-11-64
DESIGNED BY	EP-LA 11-12-64
CHECKED BY	
ISSUED	RLO 11-30-64
BY	11/12-64
FOR WIRING	

ERIE LACKAWANNA RAILROAD CO.  
WEST END INTERLOCKING  
TRAFFIC CONTROL SYSTEM  
CIRCUITS

UNION SWITCH & SIGNAL  
DIVISION OF WESTINGHOUSE AIR BRAKE COMPANY  
PITTSBURGH, PENNSYLVANIA, U.S.A.

SH. 1  
K681



APPARATUS TABULATION

REVISIONS

10-19-55 Revised  
From Field Check

REF. NO.	APPARATUS	CONTACTS	DESCRIPTION	APPARATUS REFERENCE	PLUG COUPLER OR BASE REFERENCE	USE
1	PROTECTOR TUBE		KX-842	ON 73288 (SOCKET ON 724076)		
2	CODE FILTER		30,000	215547-C16743-1		OFFICE
3	W-7 TRANSFORMER		IMPULSE	226832-C9228-11		
4	P-4 POLAR STICK RELAY	1F-1B	700/2400	216781-C16643-4		
5	CODE LINE UNIT		20-80 VOLTS	284985-C16915-20		
6	MILLIAMETER		0-500 MA	CN62159		
7	CODING UNIT		504-C	256508-C9362-1922		OFFICE
8	CODE LINE UNIT		30-220 VOLTS	UN284258-C16915-19		OFFICE
9	MILLIAMETER		0-100	UJ62225		OFFICE
10	RESISTOR	FIXED	2400	242419-9065-309	COMPLETE WITH MOUNTING BASE	OFFICE
11	RESISTOR	FIXED	500	122778-9065-152		PROTECTIVE RESISTOR
12	RESISTOR	FIXED	6200	236930-9065-307		BLEEDER RESISTOR
13	RESISTOR	FIXED	3000	256715-9065-309		BLEEDER RESISTOR
14	RESISTOR	FIXED	2400	242420-9065-307		OFFICE IMPULSE CIRCUIT
15	RESISTOR	FIXED	15,000	260253-9065-307		FIELD SERIES RESISTOR
16	RESISTOR	FIXED	8,200	230242-9065-307	COMPLETE WITH MOUNTING BASE	FIELD SERIES RESISTOR
17	6-0 NARROW BAND CARRIER TERMINAL (13-18 KC)					UO 292824-D2632-1 INDIVIDUALLY RACK MOUNTED (INCLUDES 2 OF ITEM 27)
18	REC. FILTER 18 KC.			277276-C16743-63		
19	TRANS. FILTER 13 KC.			268446-C16743-56		
20	FREQ. DET. UNIT 13 KC.			287025-B12851-13		
21	RESISTOR	FIXED	10,000	230243-9065-307	COMPLETE WITH MOUNTING BASE	FIELD SERIES RESISTOR
22	DN-11 RELAY	6F-6B	1000	158263-C9077-15		CHR-CHPR-BCH-ACH
23	LI RELAY	1T	200/580	263667-B12660-52		PCS
24	RESISTOR	FIXED	6200	236928-9065-309	COMPLETE WITH MOUNTING BASE	BLEEDER RESISTOR
25	KP RELAY	2N-2R IND.	20/200	191499-B12786-2		RS
26	DN-11P RELAY	6F-6B	75/750	242672-C9077-114		POR
27	KP RELAY	2N-2R IND.	1070/1070	191481-B12786-2		POLAR BIASED OC-TC-C
28	A.C. VIBRATING BELL	110 VOLT.		UN252049-C9374-89		CALL DETECTOR BELL
29	CAPACITOR		13 MFD.	259587-C16862-4		
30	CAPACITOR		7 MFD.	212501-C16862-4		
31	TUNED ALTERNATOR			215840-C9358-7		60 CYCLE STANDBY POWER SUPPLY UO 320725-C9358-7
32	W-10 TRANSFORMER			264266-C9228-15		
33	T.A. OUTPUT FILTER			316557-C8025-67		
34	W-10 TRANSFORMER			308568-C9228-15		LIGHTING
35	OHMITE TAP SWITCH		MODEL 111-3	UJ72907 KNOB UJ71665-8235-196		LIGHT DIM. SW.
36	F-20 INVERTER			UN345693-F80044-1		60 CYCLE STANDBY POWER SUPPLY
37	RECTIFIER		RP-21	141513-C9167-5		110 V., 60% A.C. 20.0 V., 3.5 A.D.C.
38	RESISTOR	FIXED	1,000	216474-9065-251	COMPLETE WITH MOUNTING BASE	CODE LINE UNIT LOAD
39	VOICE PASS FILTER			262805-C16743-44		
40	6-F NARROW BAND CARRIER TERMINAL (18-13 KC)					UO 292826-D2632-1 INDIVIDUALLY RACK MOUNTED (INCLUDES 1 EACH OF ITEMS 27&45)
41	REC. FILTER 13 KC.			268444-C16743-63		
42	TRANS. FILTER 18 KC.			277178-C16743-56		
43	FREQ. DET. UNIT 18 KC.			287037-B12851-13		
44						
45	KP RELAY	2N-2R IND.	75/330	231412-B12786-2		POLAR STICK RL
46	REMOTE LINE UNIT			UO241315-C9362-1049		
47	VOICE PASS FILTER			262805-C16743-44		
48	CALL DETECTOR			252500-C16778-7		VOICE OPERATED
49						
50	TELEPHONE FILTER			UO394790-C50064-3		FIELD
51	CODE FILTER			230073-C16743-1		FIELD
52	P-4 RELAY	1T	1900	216111-C16643-4		FIELD "R"
53	LCS UNIT			UO108613-C9362-314		FIELD
54	S UNIT			UO108612-C9362-313		FIELD
55	DN22A RELAY		1500	UN234820-C9432-25A		
56	LID RELAY		150/400	UN234555-B12671-30		
57	CONDENSER RESISTOR		3000 MFD/300	UN266187-C16862-3		
58	LIGHTNING ARRESTER		STYLE JSQ	327989-1263-11	COMPLETE WITH MOUNTING BASE	CODE LINE ARRESTER
59	RESISTOR	FIXED	1500	UJ72129-9065-152		PROTECTOR RESISTOR

To CHIEF SIGNAL ENGINEER  
Changes shown on this print  
were completed \_\_\_\_\_ 19\_\_\_\_  
Supervisor's Signature \_\_\_\_\_  
Inspected By \_\_\_\_\_  
Date \_\_\_\_\_ 19\_\_\_\_

**RED IN  
YELLOW OUT**

REFERENCES

SCALE	NONE
S.O. 800652	DATE
DESIGNED US&S	3-10-55
DRAWN "	3-10-55
TRACED "	6-10-55
CHECKED "	3-21-55
O "	3-22-55
K "	3-23-55

APPROVED \_\_\_\_\_ DATE \_\_\_\_\_  
CONT'D ON

UNION SWITCH & SIGNAL  
SWISSVALE, PENNSYLVANIA, U.S.A.  
A DIVISION OF  
WESTINGHOUSE AIR BRAKE COMPANY

K90 SH. 1

TRANSFERRED AND  
INDEXED  
6-27-55 M  
21 6-28-55  
22 6-28-55  
23 6-28-55  
24 6-28-55  
25 6-28-55  
26 6-28-55  
27 6-28-55  
28 6-28-55  
29 6-28-55  
30 6-28-55  
31 6-28-55  
32 6-28-55  
33 6-28-55  
34 6-28-55  
35 6-28-55  
36 6-28-55  
37 6-28-55  
38 6-28-55  
39 6-28-55  
40 6-28-55  
41 6-28-55  
42 6-28-55  
43 6-28-55  
44 6-28-55  
45 6-28-55  
46 6-28-55  
47 6-28-55  
48 6-28-55  
49 6-28-55  
50 6-28-55  
51 6-28-55  
52 6-28-55  
53 6-28-55  
54 6-28-55  
55 6-28-55  
56 6-28-55  
57 6-28-55  
58 6-28-55  
59 6-28-55  
60 6-28-55  
61 6-28-55  
62 6-28-55  
63 6-28-55  
64 6-28-55  
65 6-28-55  
66 6-28-55  
67 6-28-55  
68 6-28-55  
69 6-28-55  
70 6-28-55  
71 6-28-55  
72 6-28-55  
73 6-28-55  
74 6-28-55  
75 6-28-55  
76 6-28-55  
77 6-28-55  
78 6-28-55  
79 6-28-55  
80 6-28-55  
81 6-28-55  
82 6-28-55  
83 6-28-55  
84 6-28-55  
85 6-28-55  
86 6-28-55  
87 6-28-55  
88 6-28-55  
89 6-28-55  
90 6-28-55  
91 6-28-55  
92 6-28-55  
93 6-28-55  
94 6-28-55  
95 6-28-55  
96 6-28-55  
97 6-28-55  
98 6-28-55  
99 6-28-55  
100 6-28-55

THE OPERATION OF THE CIRCUITS AND  
EQUIPMENT REPRESENTED HEREON CANNOT  
BE FINALLY CHECKED UNTIL CONNECTED TO  
FORM A COMPLETE SYSTEM OR A SECTION  
OF SUCH A SYSTEM. SUCH SYSTEM OR  
SECTION MUST UNDERGO CIRCUIT CONTACT  
SELECTION (BREAKDOWN) AND SERVICE  
(OPERATION) TESTS PRIOR TO BEING  
PLACED INTO REGULAR SERVICE.  
UNION SWITCH & SIGNAL  
A DIVISION OF W.A.B.CO., SWISSVALE, PA., U.S.A.

SCALE	NONE
S.O. 800652	DATE
DESIGNED HOS	3-10-55
DRAWN HOS	3-10-55
TRACED F.P.	6-10-55
CHECKED FJK	3-21-55
O ADE	3-22-55
K RHT-H	3-23-55

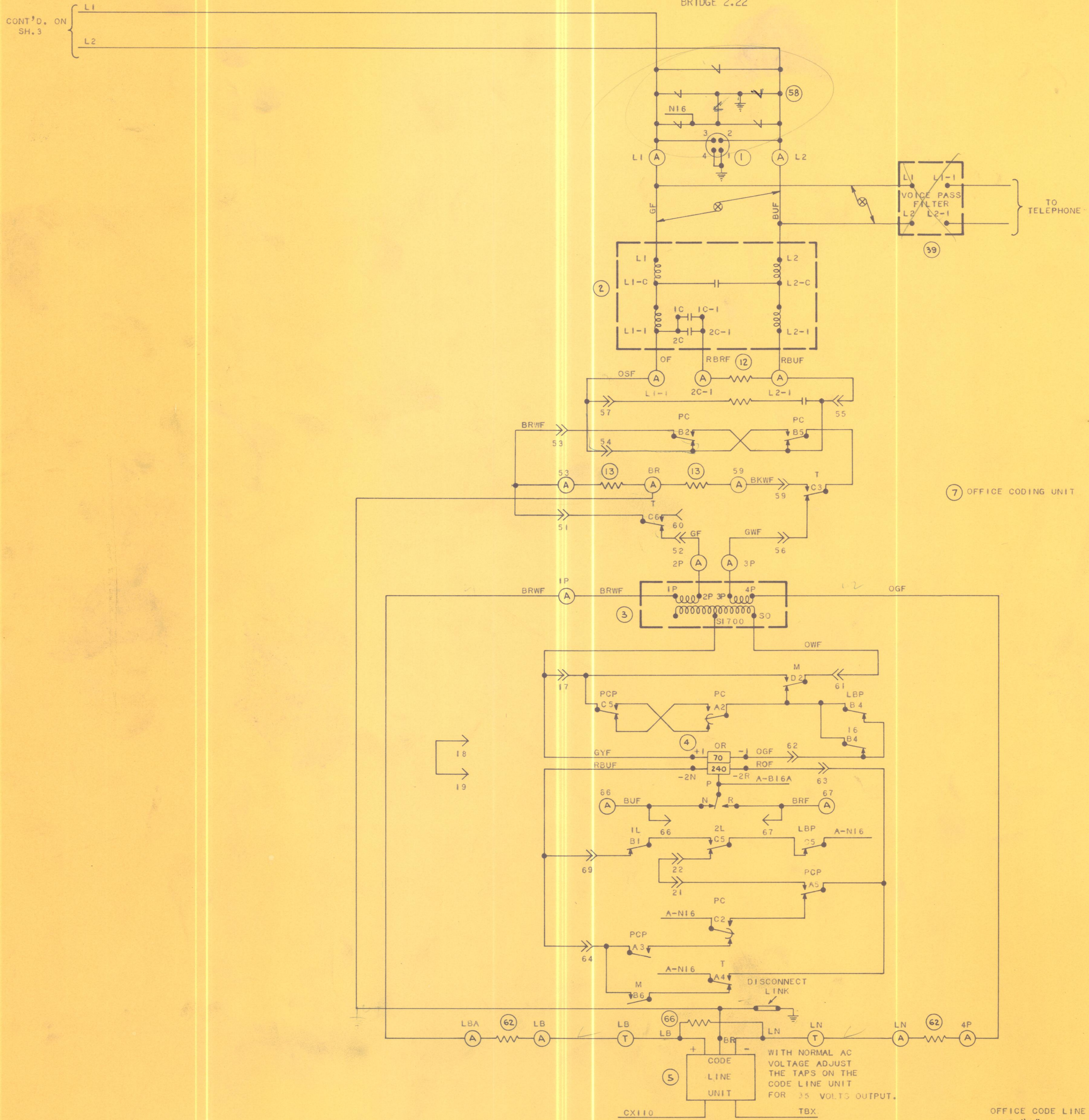
ERIE RAILROAD CO.  
TRAFFIC CONTROL SYSTEM  
MATERIAL TABULATION  
UNION SWITCH & SIGNAL  
SWISSVALE, PENNSYLVANIA, U.S.A.  
A DIVISION OF  
WESTINGHOUSE AIR BRAKE COMPANY

C.W. BELL \_\_\_\_\_ 3-23-55  
DATE \_\_\_\_\_  
SH. 1  
CONT'D ON

K90



CONTROL OFFICE  
BRIDGE 2.22



7 OFFICE CODING UNIT

OFFICE CODE LINE CIRCUIT  
LINE "A"  
TYPE "L" FORM 504-B CODE SYSTEM  
USING 504C OFFICE UNIT

WITH NORMAL AC  
VOLTAGE ADJUST  
THE TAPS ON THE  
CODE LINE UNIT  
FOR 35 VOLTS OUTPUT.

REVISIONS

OPERATION OF THE CIRCUITS AND EQUIPMENT DESCRIBED HEREIN SHALL NOT BE FINALLY APPROVED UNTIL THE DESIGN HAS BEEN APPROVED BY THE SIGNAL DIVISION. THE DESIGN SHALL BE SUBJECT TO CHANGE WITHOUT NOTICE. THE DESIGN SHALL BE SUBJECT TO CHANGE WITHOUT NOTICE. THE DESIGN SHALL BE SUBJECT TO CHANGE WITHOUT NOTICE.

UNION SWITCH & SIGNAL  
DIVISION OF WESTINGHOUSE AIR BRAKE COMPANY  
SWISSVALE, PENNSYLVANIA, U.S.A.

REFERENCES  
FOR SYMBOLS SEE SH. 1  
FOR MATERIAL  
TABULATION SEE  
K90-SHS.1 & 2

NO.	DATE
802343	
ATK II-11-64	
EP-LA II-16-64	
RLO	11-30-64
R/L	12-2-64

ERIE LACKAWANNA RAILROAD CO.  
WEST END INTERLOCKING  
TRAFFIC CONTROL SYSTEM  
CIRCUITS

UNION SWITCH & SIGNAL  
DIVISION OF WESTINGHOUSE AIR BRAKE COMPANY  
SWISSVALE, PENNSYLVANIA, U.S.A.

SH. 2

K681



APPARATUS TABULATION					
APPARATUS	CONTACTS	DESCRIPTION	APPARATUS REFERENCE	PLUG COUPLER OR BASE REFERENCE	USE
60		RACO CLEARVIEW	#485-1		
61		WRRS.CO.	0265 HD RARE GAS		
62	FIXED	200 <sup>Ω</sup>	UJ73596-9065-152		OFFICE PROTECTIVE
63	4F-4B	75/75 <sup>Ω</sup>	UN220131-C9077-109		POR
64	SINGLE POLE	1.5A.-125V.D.C.	UJ724575		
65	SINGLE POLE	6.0A-125V.D.C.	UJ724571		
66	FIXED	2400 <sup>Ω</sup> 2 WATT	UN315424-9065-307	COMPLETE WITH MOUNTING BASE	CODE LINE UNIT LOAD
67					
68					
69					
70					
71					
72					
73					
74					
75					
76					
77					
78					
79					
80					
81					
82					
83					
84					
85					
86					
87					
88					
89					
90					
91					
92					
93					
94					
95					
96					
97					
98					
99					
100					
101					
102					
103					
104					
105					
106					
107					
108					
109					
110					
111					
112					
113					
114					
115					
116					
117					
118					

REVISIONS	
1	4-4-56 TRANSFERRED AND INKED. ADD TEH RHT CALIBRANT
2	3-3-59 REF. 63, 64 AND 65 ADDED. TEH RHT CALIBRANT
3	12-23-64 REF. 66 ADDED TEH RHT

THE OPERATION OF THE CIRCUITS AND EQUIPMENT REPRESENTED HEREON CANNOT BE FINALLY CHECKED UNTIL CONNECTED TO FORM A COMPLETE SYSTEM OR A SECTION OF SUCH A SYSTEM. SUCH SYSTEM OR SECTION MUST UNDERGO CIRCUIT CONTACT SELECTION (BREAKDOWN) AND SERVICE (OPERATION) TESTS PRIOR TO BEING PLACED INTO REGULAR SERVICE.

UNION SWITCH & SIGNAL  
A DIVISION OF W. A. B. CO., SWISSVALE, PA., U.S.A.

REFERENCES

SCALE	DATE
4.0. 8009 08	
DESIGNED HDS	3-5-56
DRAWN HDS	3-5-56
TRACED JNS-MF	4-5-56
CHECKED TEH	3-5-56
O. RHT A	3-5-56
K	

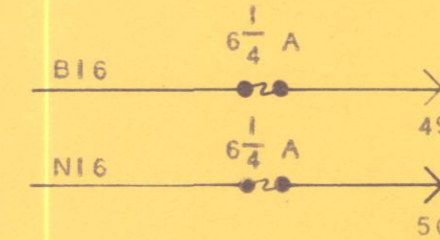
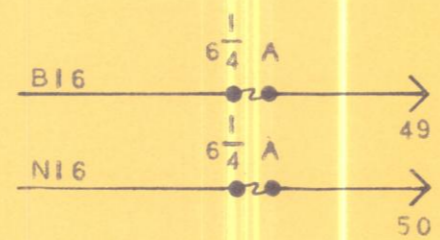
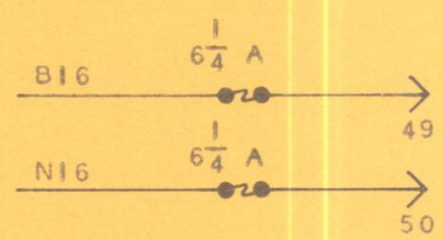
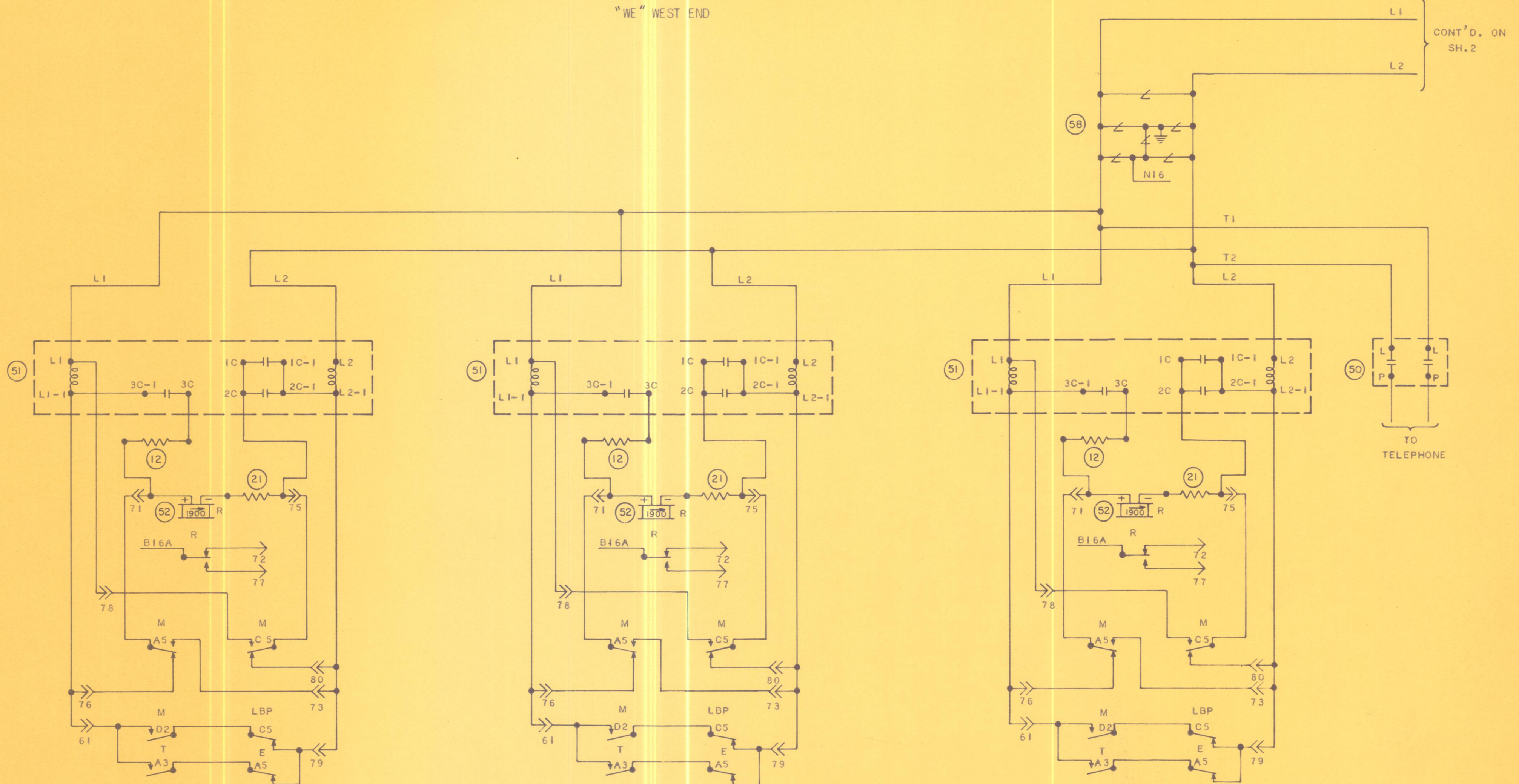
ERIE RAILROAD CO.  
TRAFFIC CONTROL SYSTEM  
MATERIAL TABULATION

UNION SWITCH & SIGNAL  
SWISSVALE, PENNSYLVANIA, U.S.A.  
A DIVISION OF  
WESTINGHOUSE AIR BRAKE COMPANY

C.W. BELL-RHT	3-23-66
APPROVED	DATE
SH. 2	CONT'D ON
K 90	



FIELD STATIONS  
"WE" WEST END



LCS UNIT (51)  
S UNIT (54)

UNIT	CODE
LCS	457
S	458
S	456

LCS UNIT (53)  
S UNIT (54)

UNIT	CODE
LCS	345
S	346
S	347
S	348

LCS UNIT (55)  
S UNIT (54)

UNIT	CODE
LCS	357
S	358
S	356

FIELD CODE LINE CIRCUIT  
LINE "A"  
TYPE "L" FORM 504-B CODE SYSTEM  
USING 504C OFFICE UNIT

ERIE LACKAWANNA RAILROAD CO.  
WEST END INTERLOCKING  
TRAFFIC CONTROL SYSTEM  
CIRCUITS

UNION SWITCH & SIGNAL  
DIVISION OF BOSTON EDISON AIR BRASS COMPANY  
SWISSALE, PENNSYLVANIA, U.S.A.

*A. H. ... 2-22-65*

SH. 3

K681

THE OPERATION OF THE CIRCUITS AND EQUIPMENT IS SUBJECT TO THE FOLLOWING CONDITIONS: 1. THE SYSTEM IS DESIGNED TO OPERATE UNDER NORMAL CONDITIONS OF SERVICE. 2. THE SYSTEM IS NOT TO BE USED FOR ANY OTHER PURPOSE. 3. THE SYSTEM IS NOT TO BE USED FOR ANY OTHER PURPOSE. 4. THE SYSTEM IS NOT TO BE USED FOR ANY OTHER PURPOSE.

REFERENCES  
FOR SYMBOLS SEE SH. 1  
FOR MATERIAL  
TABULATION SEE  
K90-SHS.1 & 2

DATE	DESCRIPTION	BY
NONE		
802343		
ATK	11-11-64	
JG-LA	11-16-64	
RLO	11-30-64	
RLO	12-2-64	



CODE & FUNCTION ASSIGNMENT SHEET

INSTALLATION WEST END INTERLOCKING R.R. ERIE LACKAWANNA RAILROAD CO. SYSTEM 504C-504-B

FIELD LOCATION	LOC. NO.	STA. NO.	LCS OR S	CONTROL CODE							INDICATION CODE						
				1	2	3	4	5	6	7	9	10	11	12	13	14	15
"WE" WEST END		357	LCS	7 <sup>8</sup> WZS	5WZS	7 <sup>8</sup> NWS	5NWS	7 <sup>8</sup> RWS	5RWS		7 <sup>8</sup> WZK	5WZK	7 <sup>8</sup> TK	7 <sup>8</sup> NWK	5NWK	7 <sup>8</sup> RWK	5RWK
		358	S	7 <sup>8</sup> WZS	9WZS	7 <sup>8</sup> NWS	9NWS	7 <sup>8</sup> RWS	9RWS		7 <sup>8</sup> WZK	9WZK	7 <sup>8</sup> TK	7 <sup>8</sup> NWK	9NWK	7 <sup>8</sup> RWK	9RWK
		356	S	13 <sup>21</sup> WZS	15WZS	13 <sup>21</sup> NWS	15NWS	13 <sup>21</sup> RWS	15RWS		13 <sup>21</sup> WZK	15WZK	13 <sup>21</sup> TK	13 <sup>21</sup> NWK	15NWK	13 <sup>21</sup> RWK	15RWK
		378															
		367															
		368															
		345	LCS	17WZS	19WZS	17NWS	19NWS	17RWS	19RWS		17WZK	19WZK	17TK	17NWK	19NWK	17RWK	19RWK
		346	S	21WZS	23WZS	21NWS	23NWS	21RWS	23RWS		21WZK	23WZK	21TK	21NWK	23NWK	21RWK	23RWK
		347	S	19 <sup>25</sup> WZS		19 <sup>25</sup> NWS		19 <sup>25</sup> RWS		19 <sup>25</sup> WZK	L18AK	19 <sup>25</sup> TK	19 <sup>25</sup> NWK	A14 L22AK	19 <sup>25</sup> RWK		
		348	S			27WLS	28NFS		28RFS		POK	L014AK	D L014AK	27NWLK	28NFK		28RFK
		578															
		567															
		568															
		678															
		457	LCS	MCS		L10HS	L14HS	R10HS	R14HS	014US		R18AK	L014AK	L10HK	L14HK	R10HK	R14HK
		458	S	85 <sup>23</sup> WZS		L18HS	85 <sup>23</sup> NWS	R18HS	85 <sup>23</sup> RWS	L18US	85 <sup>23</sup> WZK	R14AK	L014AK	L18HK	85 <sup>23</sup> NWK	R18HK	85 <sup>23</sup> RWK
		456	S			L24HS	L22HS	R24HS		L22US		L19AK RB10AK	RA10AK	L24HK	L22HK	R24HK	
		478															
		467															
		468															
	235																
	237																
	238																
	236																
	234																
	257																
	258																
	256																
	278																
	267																
	268																
	245																
	247																
	248																
	246																

RED IN  
YELLOW OUT

CODE & FUNCTION ASSIGNMENT  
LINE "A"  
TYPE "L" FORM 504C OFFICE, 504-B FIELD CODE SYSTEM

REVISIONS

THE OPERATION OF THE CIRCUITS AND EQUIPMENT REPRESENTED HEREON CANNOT BE FINALLY CHECKED UNTIL CONNECTED TO FORM A COMPLETE SYSTEM OR A SECTION OF SUCH A SYSTEM. SUCH SYSTEM OR SECTION MUST UNDERGO CIRCUIT CONTACT SELECTION (BREAKDOWN) AND SERVICE (OPERATION) TESTS PRIOR TO BEING PLACED INTO REGULAR SERVICE.

UNION SWITCH & SIGNAL  
DIVISION OF WESTINGHOUSE AIR BRAKE CO.  
SWISSVALE, PENNSYLVANIA, U.S.A.

REFERENCES  
FOR ALL REFERENCES AND BM OF CABINET COMP. SEE C16832-SH.387

SCALE NONE  
S.O. 802343 DATE  
DESIGNED MEA 1-4-64  
DRAWN JG-LA 11-17-64  
CHECKED RLO 11-30-64  
K 12-2-64  
FOR WIRING


ERIE LACKAWANNA RAILROAD CO.  
WEST END INTERLOCKING  
TRAFFIC CONTROL SYSTEM  
CIRCUITS

UNION SWITCH & SIGNAL  
DIVISION OF WESTINGHOUSE AIR BRAKE COMPANY  
SWISSVALE, PENNSYLVANIA, U.S.A.

APPROVED *A. Hoop...* 2-22-66  
SH. 4  
CONT'D ON 5  
K681



LINE "A"  
OLC  
UNIT



NOTES:

• - DENOTES TERMINAL ON CONNECTOR BLOCK  
FIRST LETTER OR NUMBER DENOTES BLOCK  
SECOND NUMBER CONNECTOR

ALL RELAYS NON-VITAL UNLESS OTHERWISE NOTED.

PYRAMID CIRCUITS  
LINE "A"  
TYPE "L" FORM 504-C OFFICE, 504B FIELD CODE SYSTEM

REVISIONS

THE OPERATION OF THE CIRCUITS AND EQUIPMENT HEREIN SHOWN CANNOT BE GUARANTEED EXCEPT IN ACCORDANCE WITH THE TERMS OF THE CONTRACT UNDER WHICH THIS SYSTEM OR EQUIPMENT WAS SUPPLIED. THE USER MUST BE ADVISED THAT THE OPERATION OF THIS SYSTEM IS SUBJECT TO THE TERMS AND CONDITIONS OF THE CONTRACT UNDER WHICH IT WAS SUPPLIED.

UNION SWITCH & SIGNAL  
DIVISION OF WESTINGHOUSE AIR BRAKE CO.  
PITTSBURGH, PENNSYLVANIA, U.S.A.

REFERENCES  
FOR ALL REFERENCES  
AND BM OF CABINET  
COMP. SEE C16832  
SH. 387

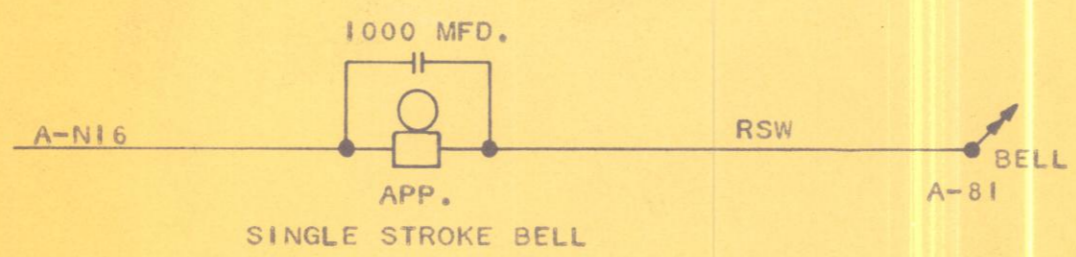

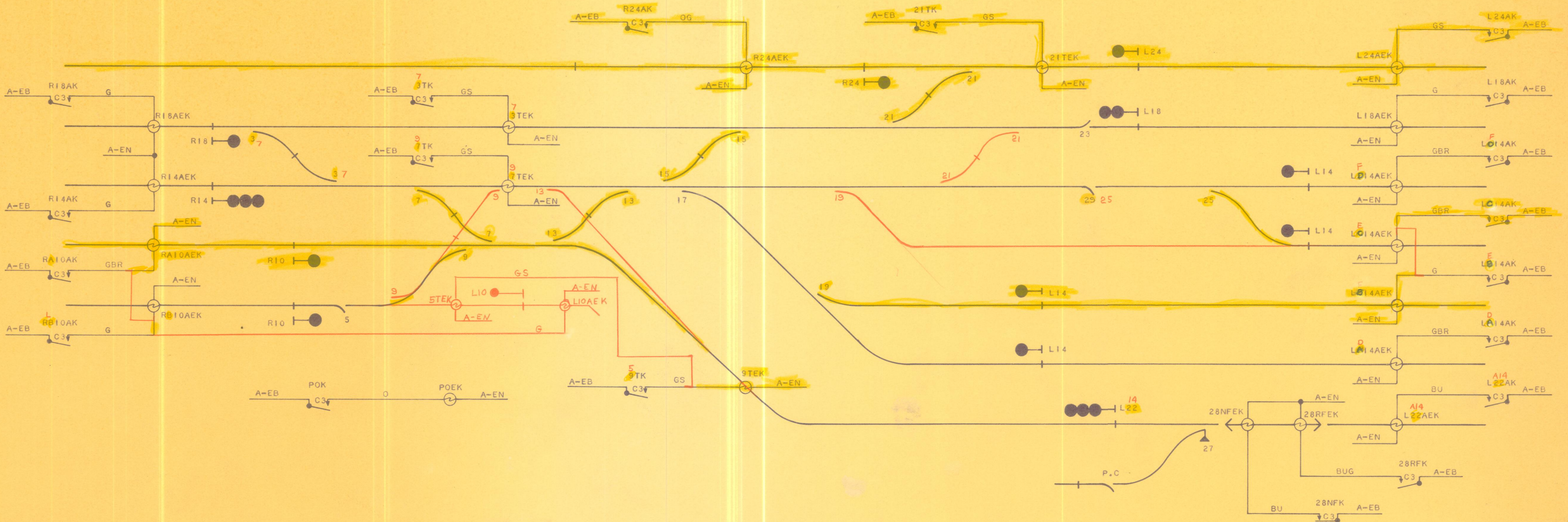
SCALE	NONE
NO.	802343
REVISED	ME 11-5-64
BY	EP-LA 11-12-64
DATE	
APPROVED	RLO 11-30-64
BY	SLH 12-2-64
DATE	
FOR WORDS	

ERIE LACKAWANNA RAILROAD CO.  
WEST END INTERLOCKING  
TRAFFIC CONTROL SYSTEM  
CIRCUITS

UNION SWITCH & SIGNAL  
DIVISION OF WESTINGHOUSE AIR BRAKE COMPANY  
PITTSBURGH, PENNSYLVANIA, U.S.A.

APPROVED	<i>A. Hooguhde</i> 2-22-66
NO.	SH. 5
DATE	
BY	
DATE	
FOR WORDS	
	K681





MACHINE CIRCUITS  
 LINE "A"  
 TYPE "L" FORM 504C OFFICE, 504B FIELD CODE SYSTEM

REVISIONS

THE OPERATION OF THE CIRCUITS AND EQUIPMENT REPRESENTED HEREON CANNOT BE FINALLY CHECKED UNTIL CONNECTED TO FORM A COMPLETE SYSTEM OR A SECTION OF SUCH A SYSTEM. SUCH SYSTEM OR SECTION MUST UNDERGO CIRCUIT CONTACT SELECTION (BREAKDOWN AND SERVICE OPERATION) TESTS PRIOR TO BEING PLACED INTO REGULAR SERVICE.

UNION SWITCH & SIGNAL  
 DIVISION OF WESTINGHOUSE AIR BRAKE CO.  
 SWISSVALE, PENNSYLVANIA, U.S.A.

REFERENCES  
 FOR ALL REFERENCES AND BM OF CABINET COMP. SEE C16832-SH. 387

SCALE	NONE
U. O.	802343
DESIGNED	ME-A 11-6-64
DRAWN	JG-LA 11-16-64
CHECKED	RLO 11-30-64
OK	12-2-64
FOR WIRING	

ERIE LACKAWANNA RAILROAD CO.  
 WEST END INTERLOCKING  
 TRAFFIC CONTROL SYSTEM  
 CIRCUITS

UNION SWITCH & SIGNAL  
 DIVISION OF WESTINGHOUSE AIR BRAKE COMPANY  
 SWISSVALE, PENNSYLVANIA, U.S.A.

APPROVED: *A. Hoogstraal* 2-22-65  
 SH. 6  
 CONT'D ON 7  
 K681



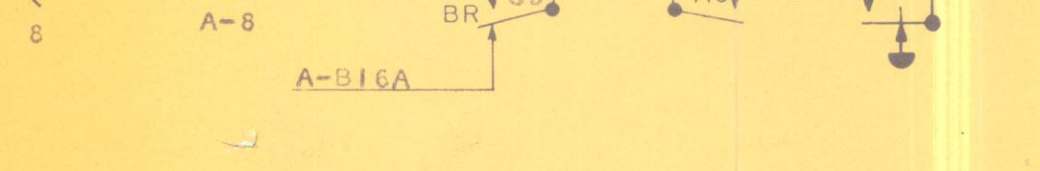

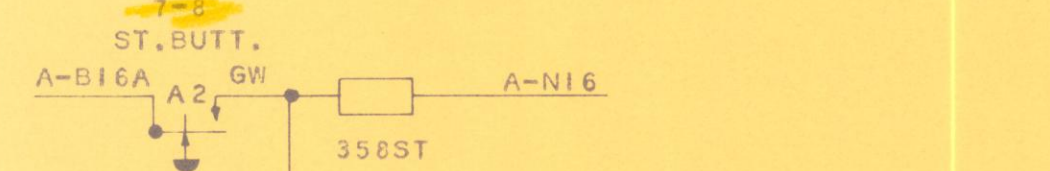
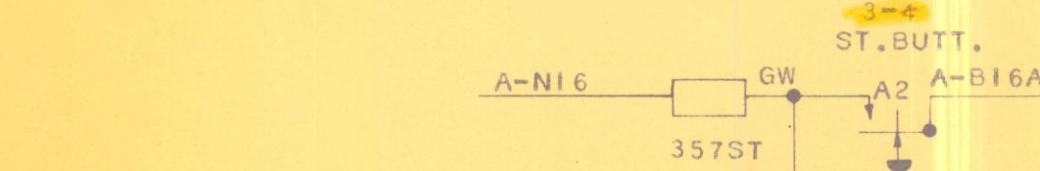

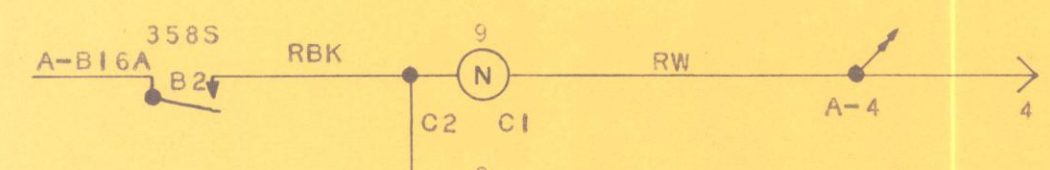
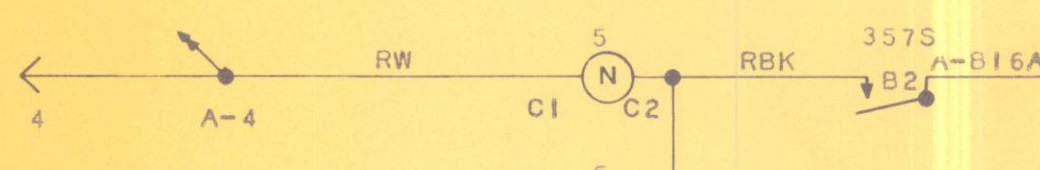

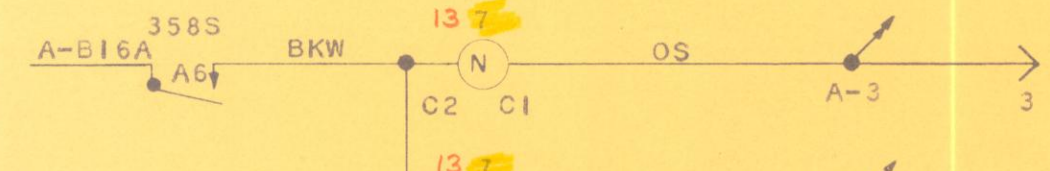
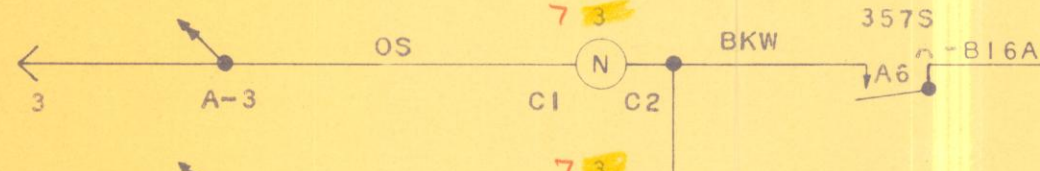
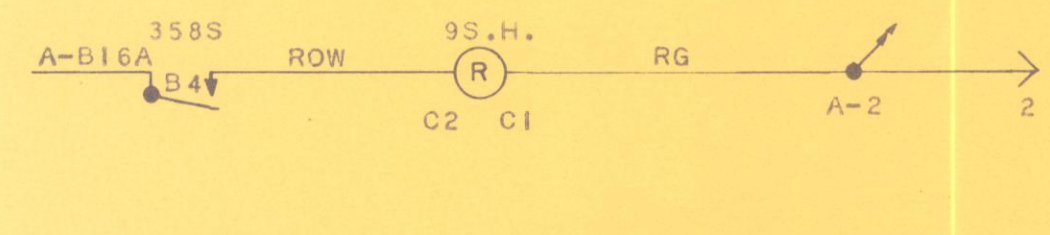
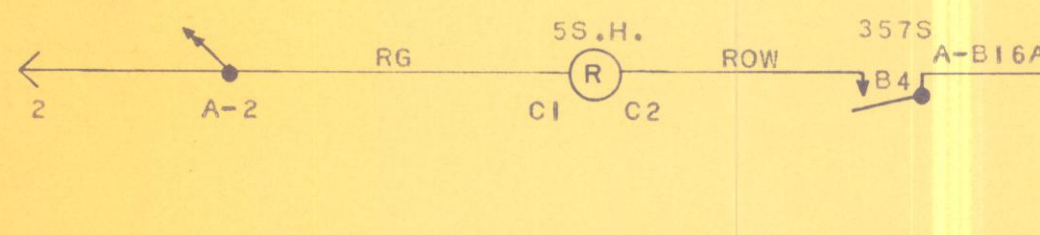
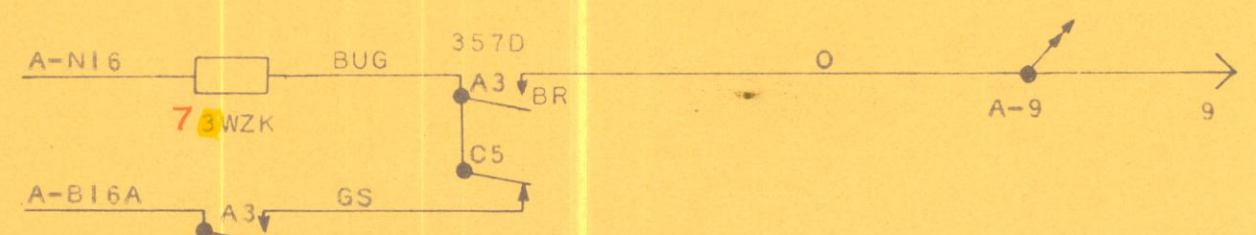
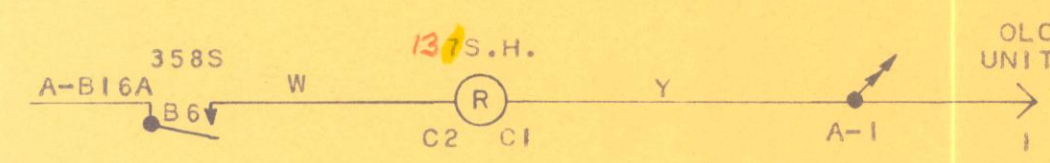
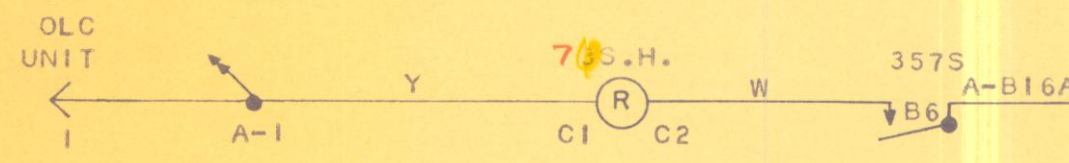



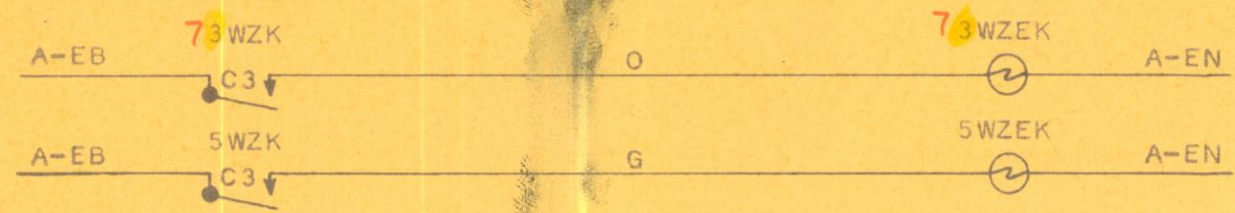


UNIT  
LCS

STA.  
357

UNIT  
S

STA.  
358



NOTES  
 - DENOTES TERMINAL ON CONNECTOR BLOCK  
 FIRST LETTER OR NUMBER DENOTES BLOCK  
 SECOND NUMBER CONNECTOR  
 - DENOTES MULTIPLE CONNECTION  
 ALL RELAYS NON-VITAL UNLESS OTHERWISE NOTED.

MACHINE CIRCUITS  
 LINE "A"  
 TYPE "L" FORM 504C OFFICE, 504B FIELD CODE SYSTEM

REVISIONS

THE OPERATION OF THE CIRCUITS AND EQUIPMENT REPRESENTED HEREON CANNOT BE FINALLY CHECKED UNTIL CONNECTED TO FORM A COMPLETE SYSTEM OR A SECTION OF SUCH A SYSTEM. SUCH SYSTEM OR SECTION MUST UNDERGO CIRCUIT CONTACT SELECTION BRANDEDOWN AND SERVICE OPERATION TESTS PRIOR TO BEING PLACED INTO REGULAR SERVICE.  
 UNION SWITCH & SIGNAL  
 DIVISION OF WESTINGHOUSE AIR BRAKE CO.  
 SWISSVALE, PENNSYLVANIA, U.S.A.



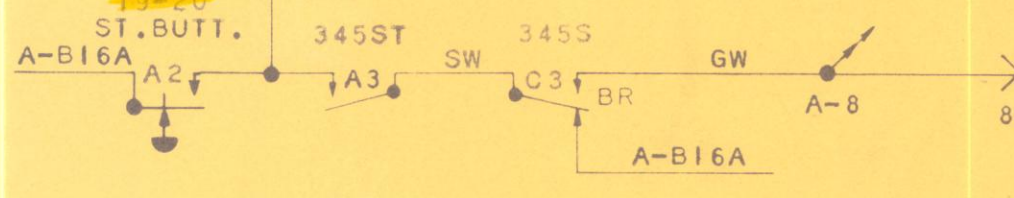
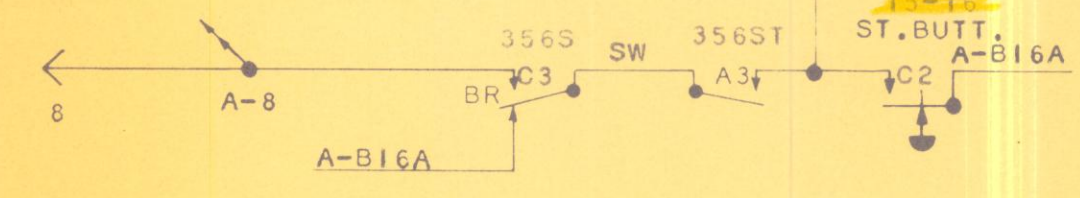


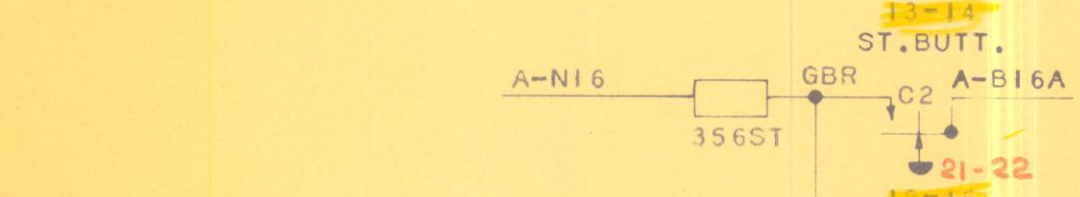

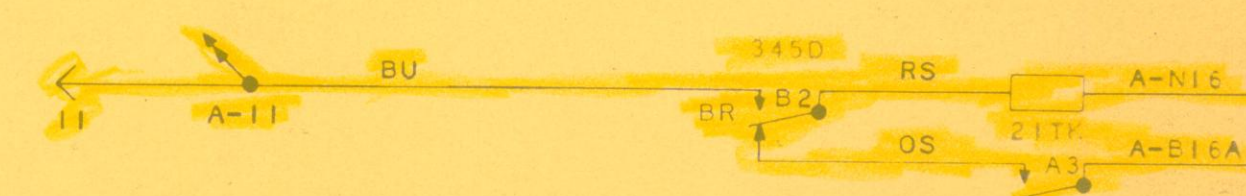
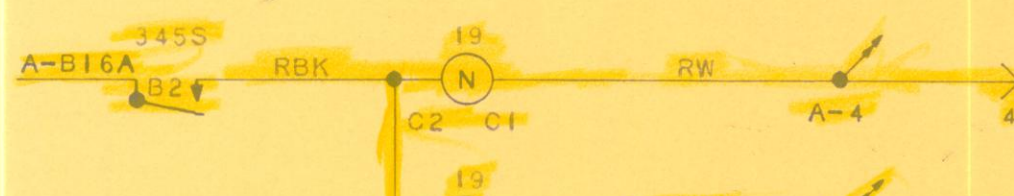
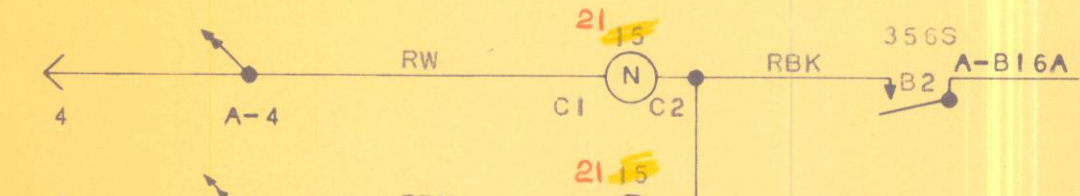


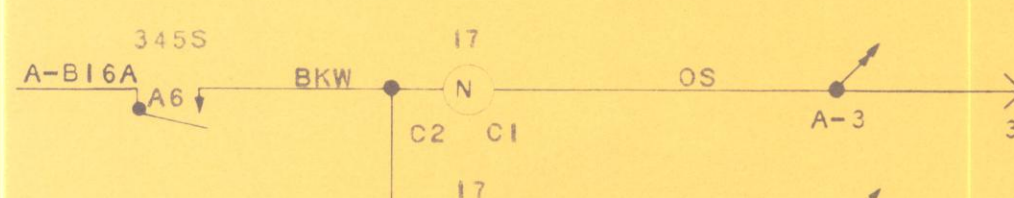

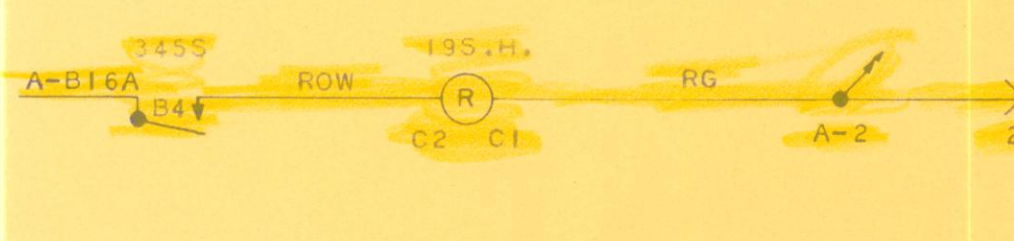
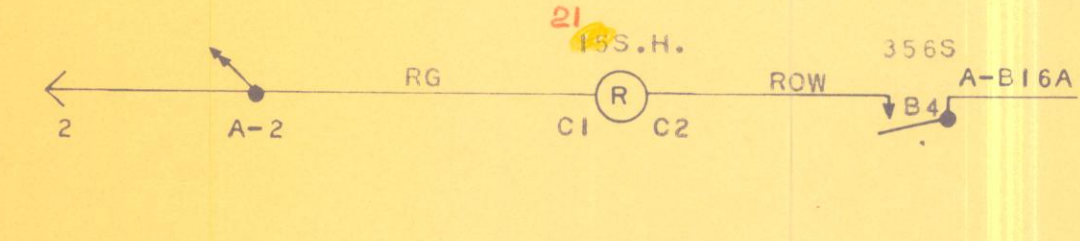
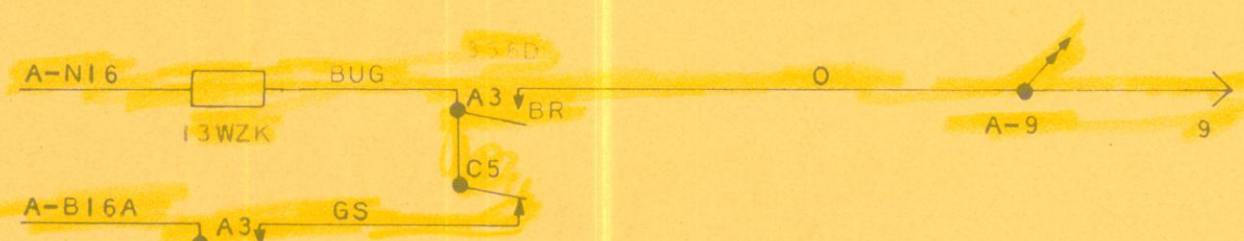
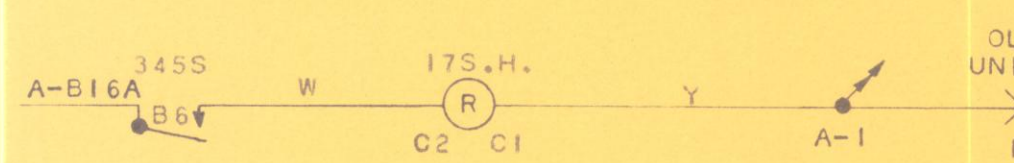

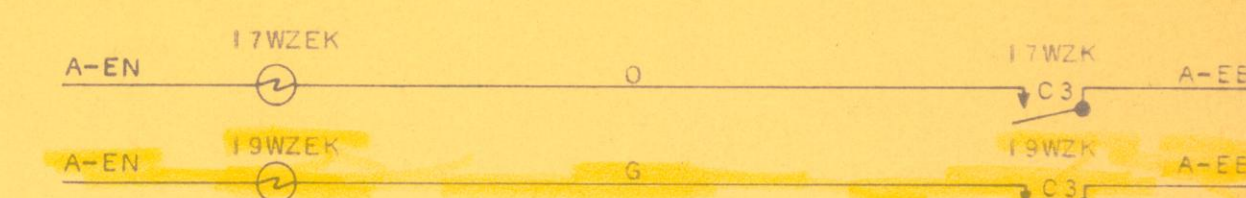


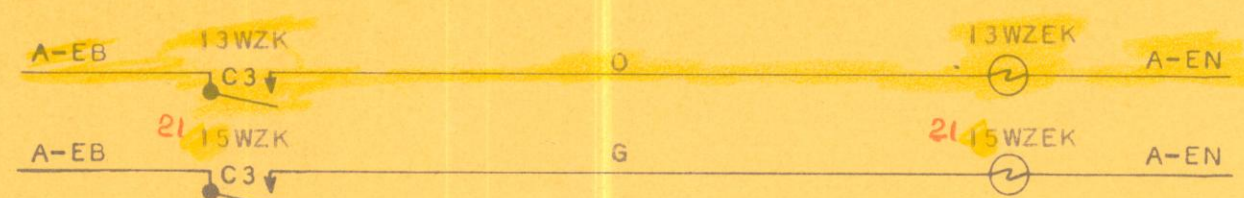
REFERENCES  
 FOR ALL REFERENCES AND BM OF CABINET COMP. SEE C16832  
 SH. 387

NO.	NONE
NO.	802343
DATE	11-11-64
BY	ME-A
DATE	11-19-64
BY	EP-JA
DATE	11-30-64
BY	RLO
DATE	12-2-64
BY	...

ERIE LACKAWANNA RAILROAD CO.  
 WEST END INTERLOCKING  
 TRAFFIC CONTROL SYSTEM  
 CIRCUITS  
 UNION SWITCH & SIGNAL  
 DIVISION OF WESTINGHOUSE AIR BRAKE COMPANY  
 SWISSVALE, PENNSYLVANIA, U.S.A.

SH. 7  
 K681





NOTES  
 ● - DENOTES TERMINAL ON CONNECTOR BLOCK  
 FIRST LETTER OR NUMBER DENOTES BLOCK  
 SECOND NUMBER CONNECTOR  
 ↘ - DENOTES MULTIPLE CONNECTION  
 ALL RELAYS NON-VITAL UNLESS OTHERWISE NOTED.

REVISIONS

OPERATION OF THE CIRCUITS AND EQUIPMENT REPRESENTED HEREON, CANNOT BE FULLY UNDERSTOOD UNLESS REFERRED TO THE COMPLETE SYSTEM OR A SECTION OF SUCH A SYSTEM. THE SYSTEM OR SECTION MUST BE IN PROPER CONDITION, SELECTION BRACKETS AND SERVICE OPERATION MUST PRIOR TO BEING PLACED INTO REGULAR SERVICE.

UNION SWITCH & SIGNAL  
 100 WEST PENNSYLVANIA ST. PITTSBURGH, PA. U.S.A.

REFERENCES  
 FOR ALL REFERENCES AND BM OF CABINET COMP. SEE C16832 SH. 387

NONE
802343
MEA 11-17-64
DB-JA 11-20-64
RLO 11-30-64
L.R.H. 12-2-64

MACHINE CIRCUITS  
 LINE "A"  
 TYPE "L" FORM 504C OFFICE, 504B FIELD CODE SYSTEM

ERIE LACKAWANNA RAILROAD CO.  
 WEST END INTERLOCKING  
 TRAFFIC CONTROL SYSTEM  
 CIRCUITS

UNION SWITCH & SIGNAL  
 100 WEST PENNSYLVANIA ST. PITTSBURGH, PA. U.S.A.

SH. 8  
 K681





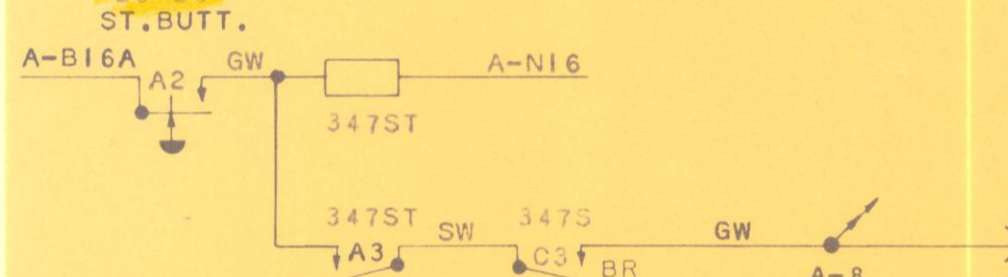
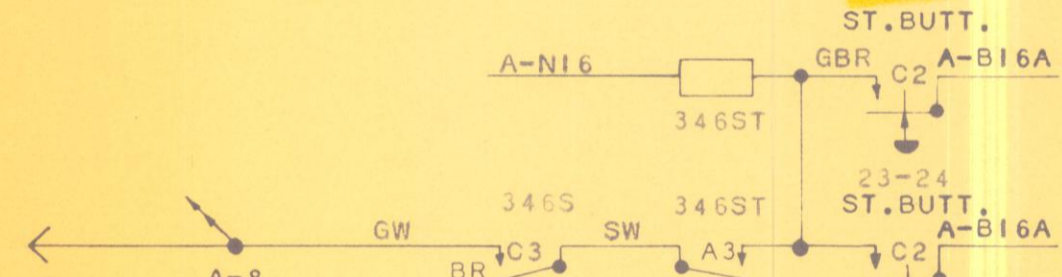


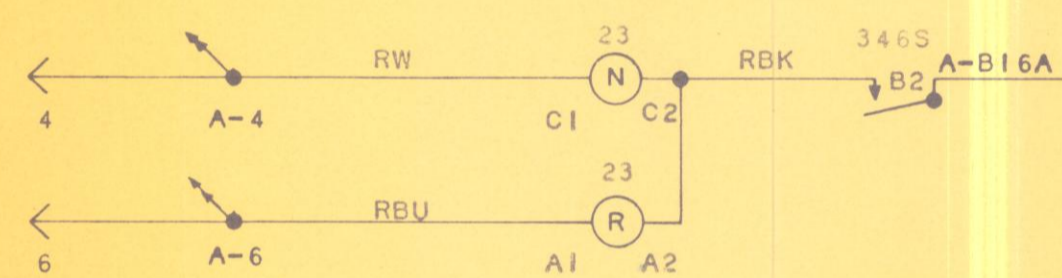
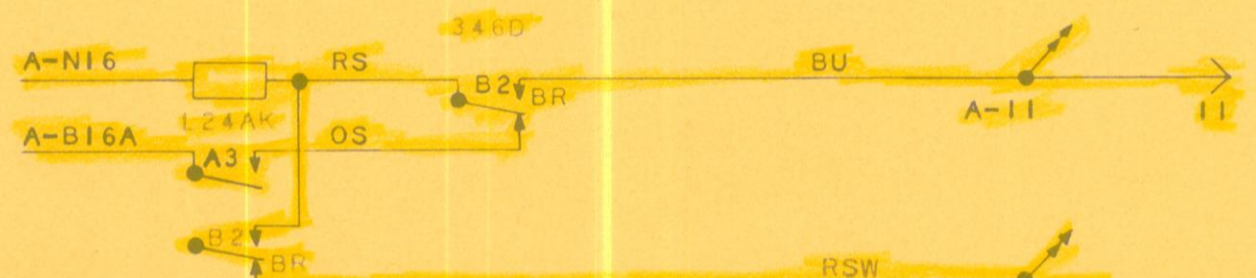

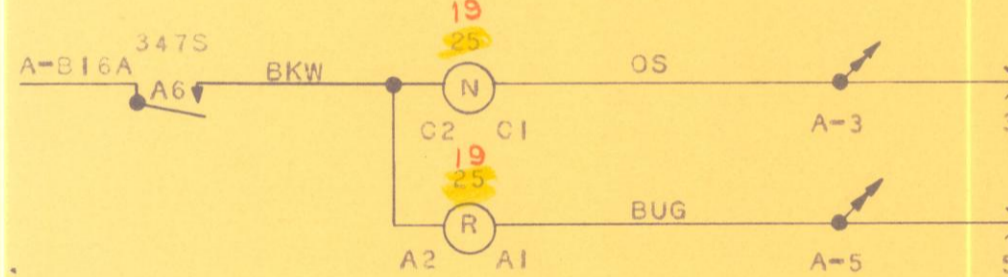
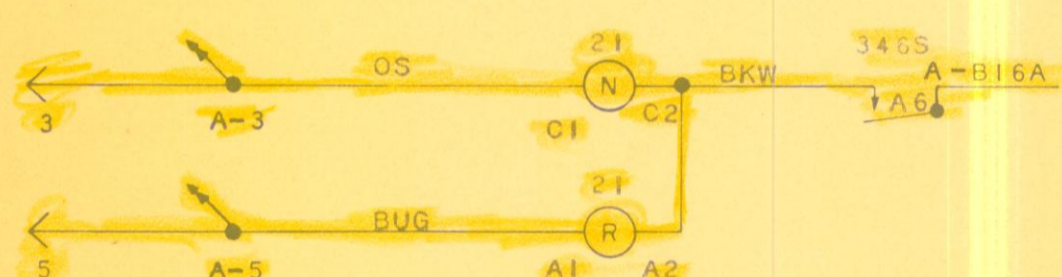

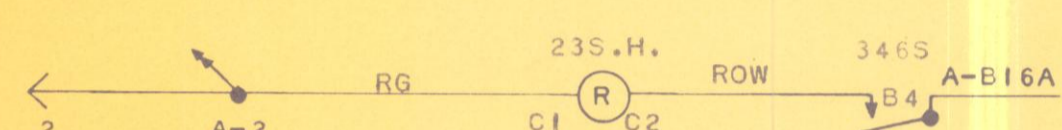
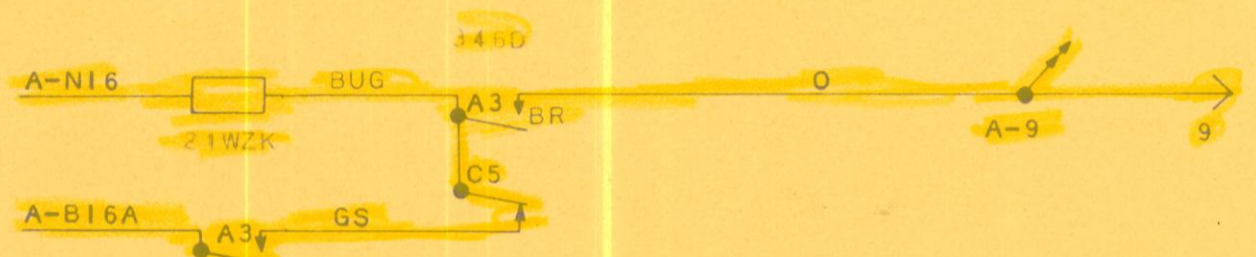
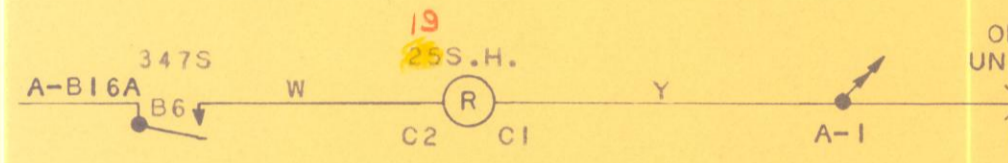
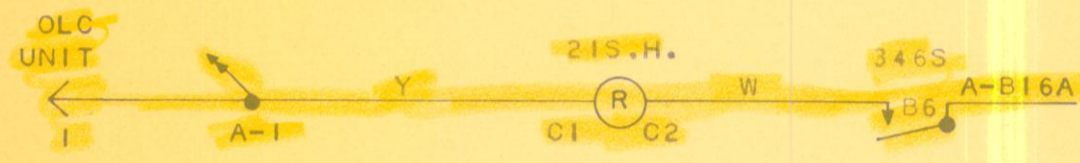







UNIT  
S

STA.  
346

UNIT  
S

STA.  
347



NOTES  
 ● - DENOTES TERMINAL ON CONNECTOR BLOCK  
 FIRST LETTER OR NUMBER DENOTES BLOCK  
 SECOND NUMBER CONNECTOR  
 ● - DENOTES MULTIPLE CONNECTION  
 ALL RELAYS NON-VITAL UNLESS OTHERWISE NOTED.

REVISIONS

OPERATION OF THE CIRCUITS AND EQUIPMENT REPRESENTED HEREON CANNOT BE FULLY CHECKED UNLESS CONNECTED TO FORM A COMPLETE SYSTEM OR A SECTION OF SUCH A SYSTEM. SUCH SYSTEM OR SECTION MUST INCLUDE CIRCUIT CONTACT SELECTION APPROPRIATE AND SERVICE OPERATION MUST BE IN REGULAR SERVICE.

REFERENCES  
 FOR ALL REFERENCES AND BM OF CABINET COMP. SEE C16832 SH.387

UNION SWITCH & SIGNAL  
 DIVISION OF WESTINGHOUSE AIR BRAKE CO.  
 PITTSBURGH, PENNSYLVANIA, U.S.A.

REVISED	NONE
BY	802343
DATE	11-12-64
BY	DB-JA
DATE	11-20-64
BY	RLO
DATE	12-2-64

MACHINE CIRCUITS  
 LINE "A"  
 TYPE "L" FORM 504C OFFICE, 504B FIELD CODE SYSTEM

ERIE LACKAWANNA RAILROAD CO.  
 WEST END INTERLOCKING  
 TRAFFIC CONTROL SYSTEM  
 CIRCUITS

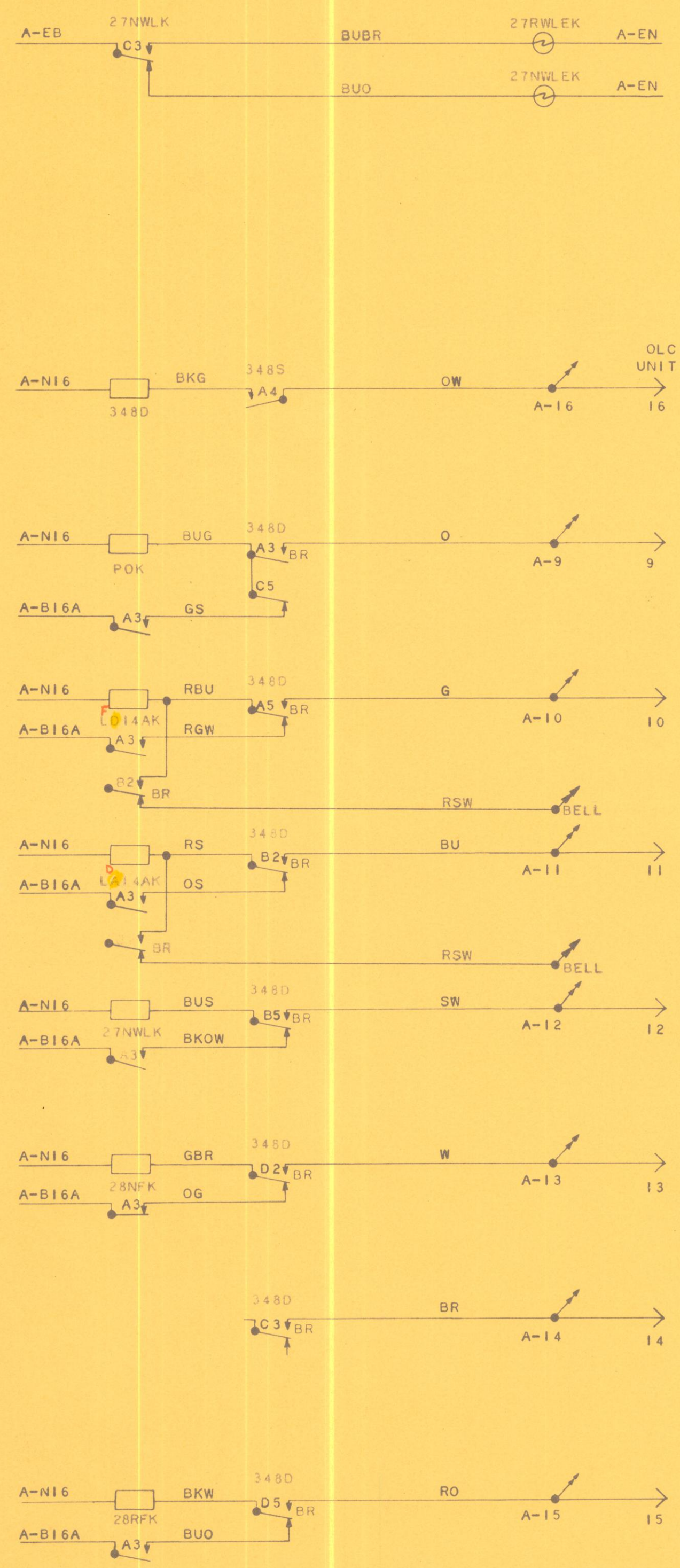
UNION SWITCH & SIGNAL  
 DIVISION OF WESTINGHOUSE AIR BRAKE COMPANY  
 PITTSBURGH, PENNSYLVANIA, U.S.A.

SH. 9  
 10  
 K681

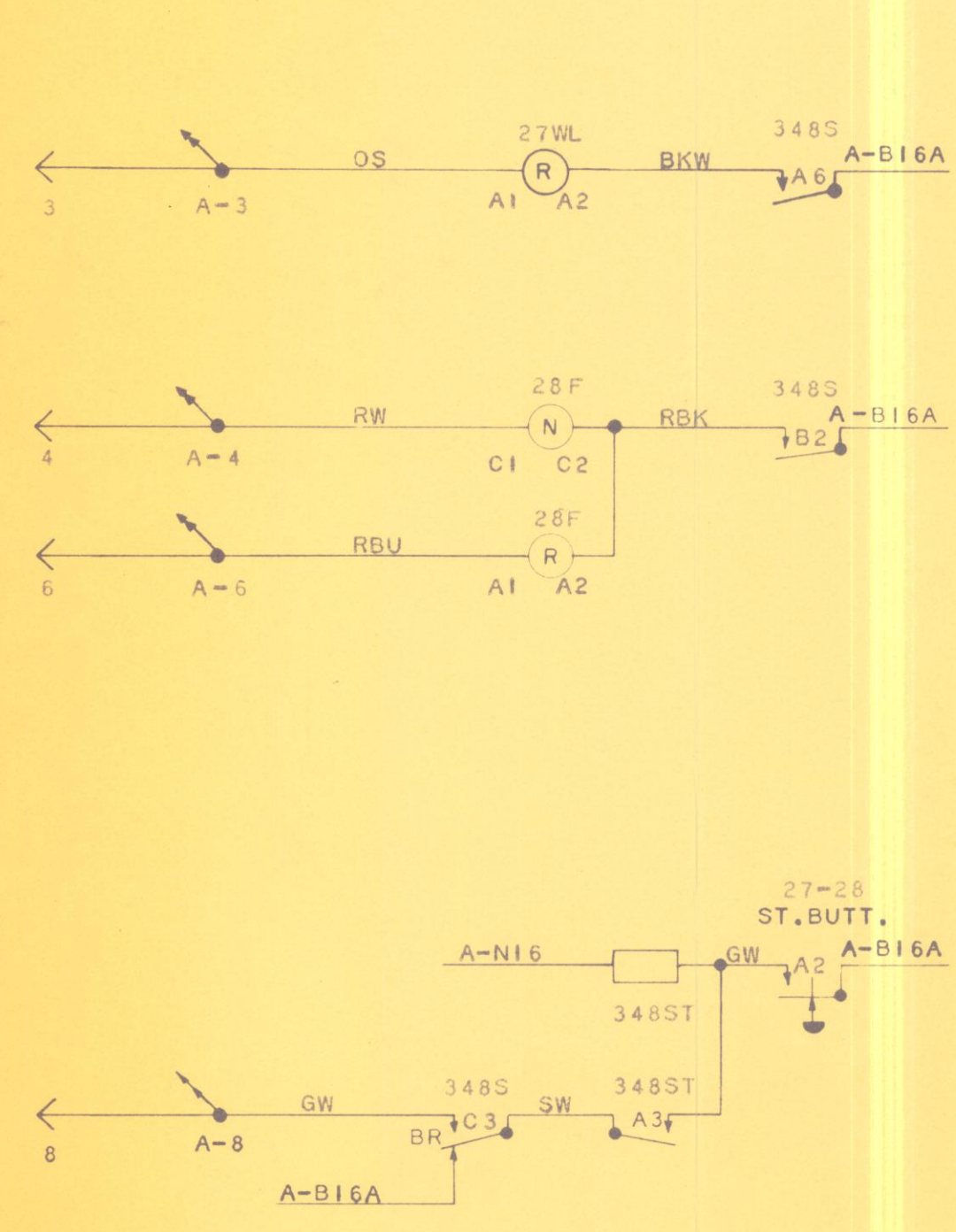


UNIT  
S  
STA.  
348

UNIT  
LCS  
STA.  
457

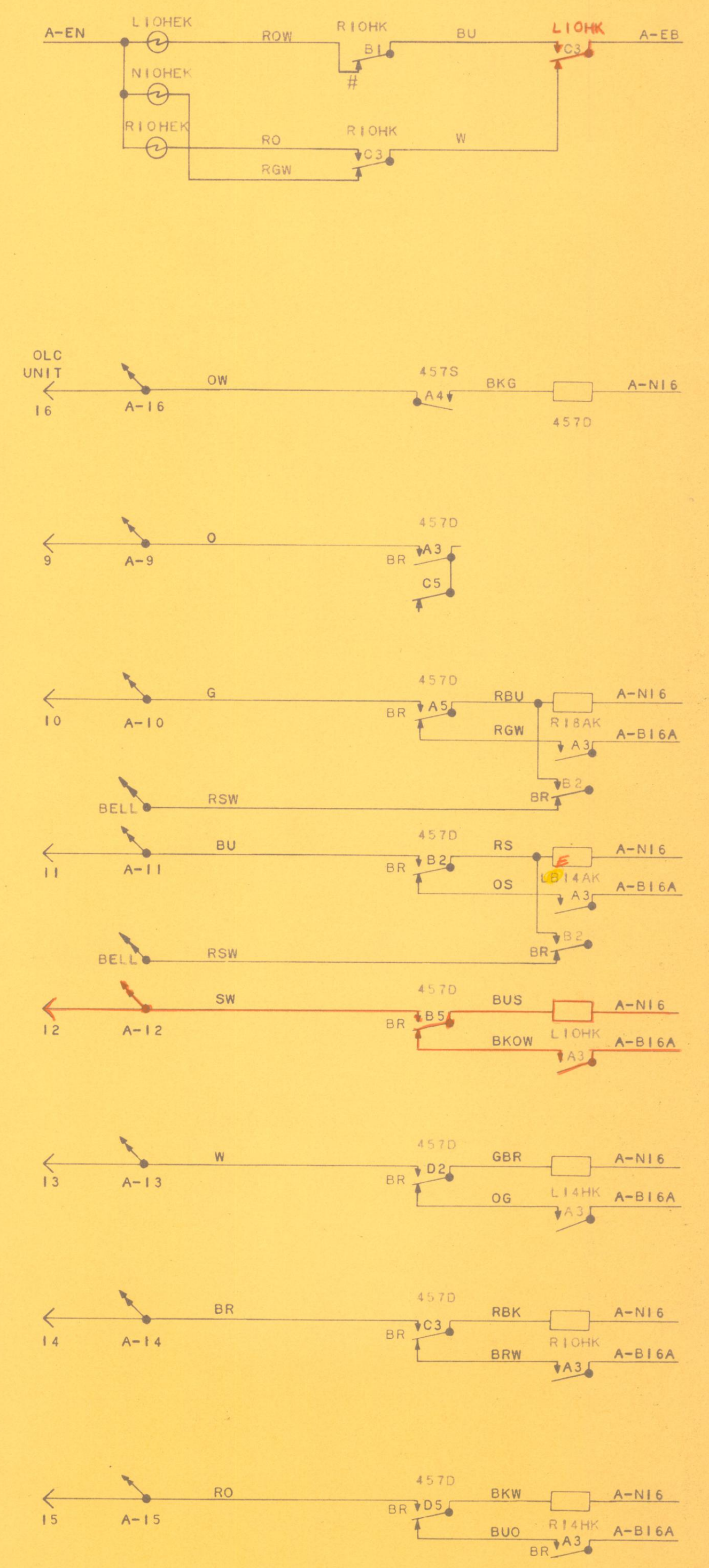
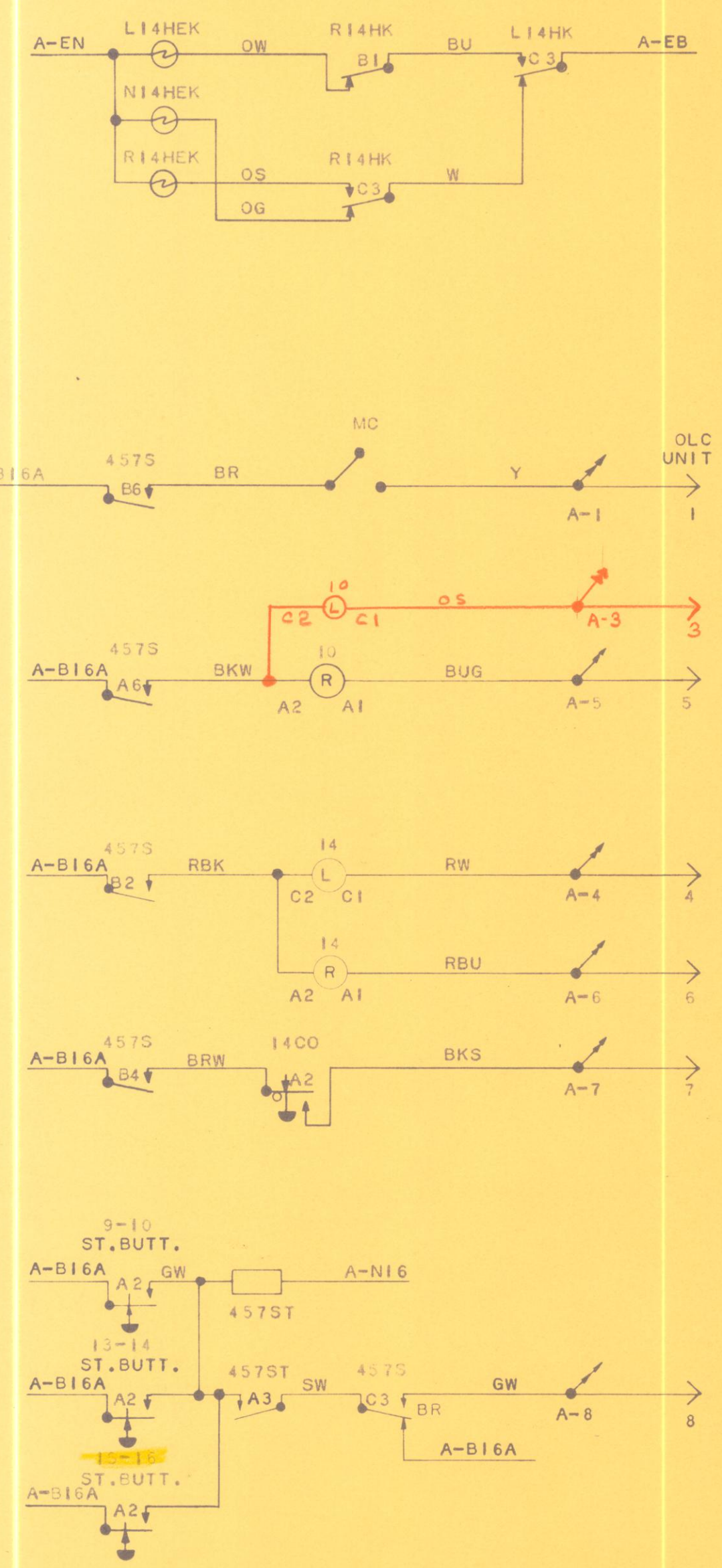


OLC UNIT



NOTES

- DENOTES TERMINAL ON CONNECTOR BLOCK  
FIRST LETTER OR NUMBER DENOTES BLOCK  
SECOND NUMBER CONNECTOR
- ↘ DENOTES MULTIPLE CONNECTION
- ALL RELAYS NON-VITAL UNLESS OTHERWISE NOTED.
- # WIRE RUN BUT NOT CONNECTED.



MACHINE CIRCUITS  
LINE "A"  
TYPE "L" FORM 504C OFFICE, 504B FIELD CODE SYSTEM

REVISIONS

THE OPERATION OF THE CIRCUITS AND EQUIPMENT REPRESENTED HEREON CANNOT BE FULLY UNDERSTOOD UNTIL CONNECTED TO FORM A COMPLETE SYSTEM OR A SECTION OF SUCH A SYSTEM. SUCH SYSTEM OR SECTION MUST UNDERGO CIRCUIT CONTACT SELECTION BREAKDOWN AND SERVICE OPERATION PRIOR TO BEING PLACED INTO REGULAR SERVICE.

UNION SWITCH & SIGNAL  
DIVISION OF WESTINGHOUSE AIR BRAKE CO.  
SWISSVALE, PENNSYLVANIA, U.S.A.

REFERENCES  
FOR ALL REFERENCES AND BM OF CABINET COMP. SEE C16832 SH.387

NO.	NONE
802343	
ME-A	11-11-64
DE-JA	11-20-64
RE-A	
RLO	11-30-64
X-70	12-2-64

ERIE LACKAWANNA RAILROAD CO.  
WEST END INTERLOCKING  
TRAFFIC CONTROL SYSTEM  
CIRCUITS

UNION SWITCH & SIGNAL  
DIVISION OF WESTINGHOUSE AIR BRAKE COMPANY  
SWISSVALE, PENNSYLVANIA, U.S.A.

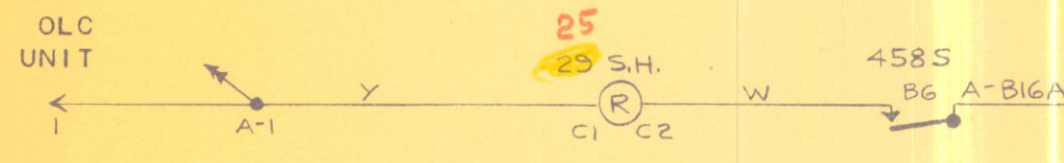
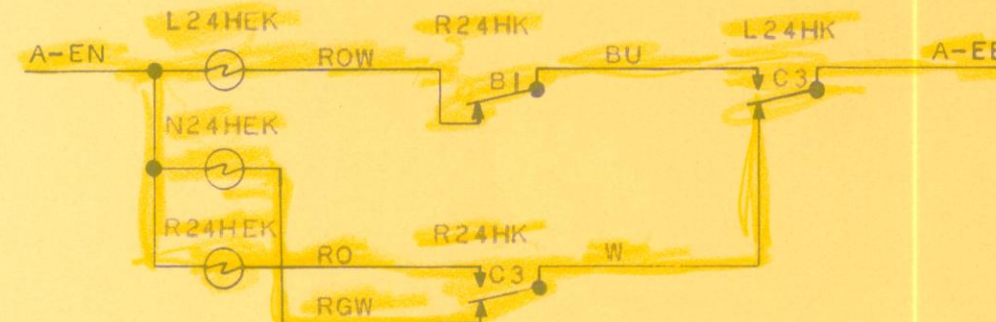

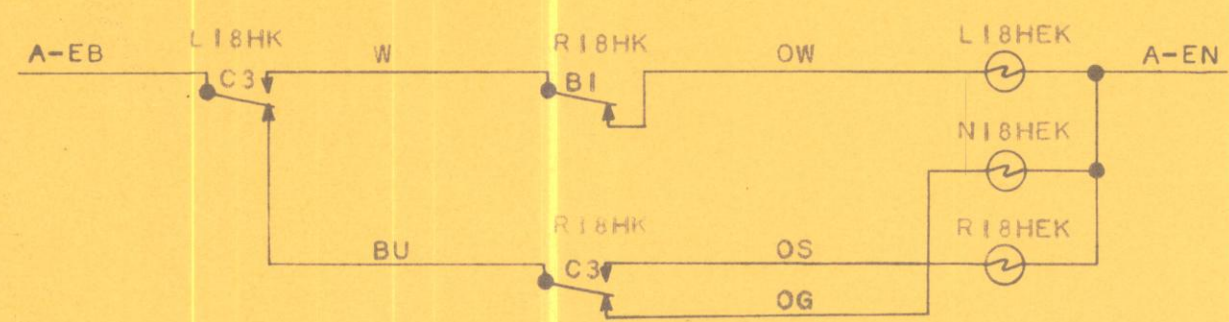
SH. 10

K681





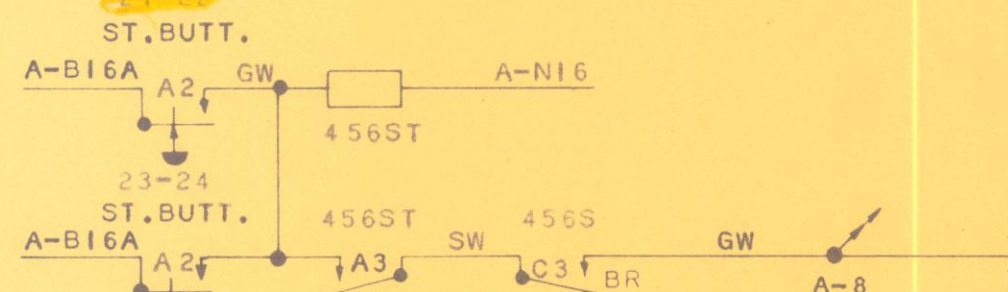
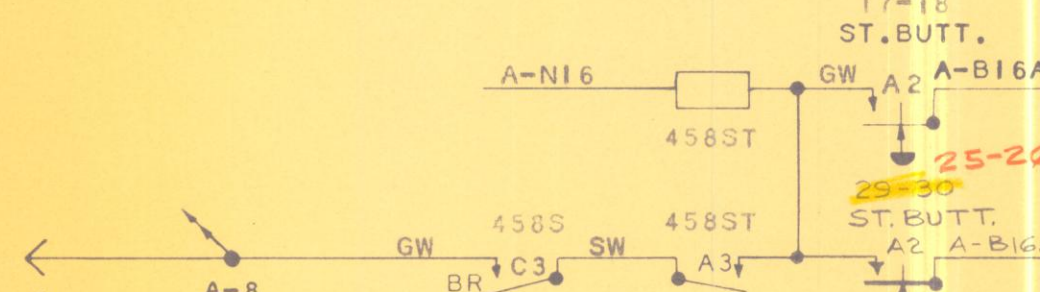
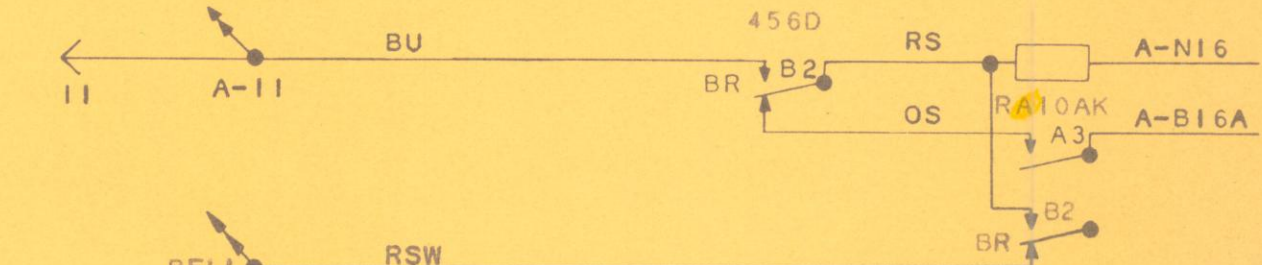
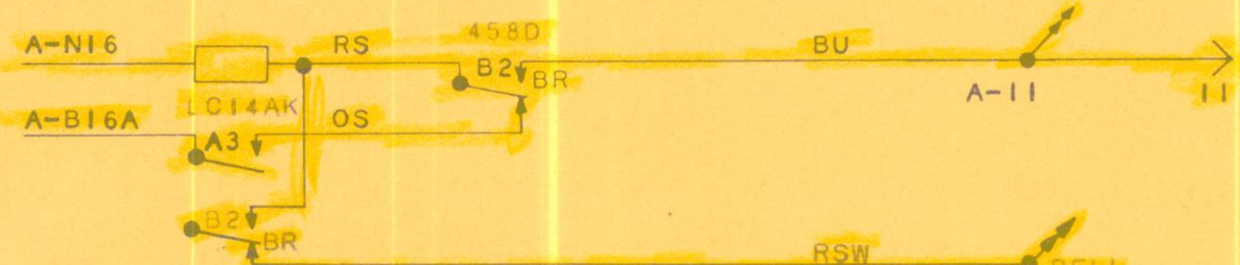
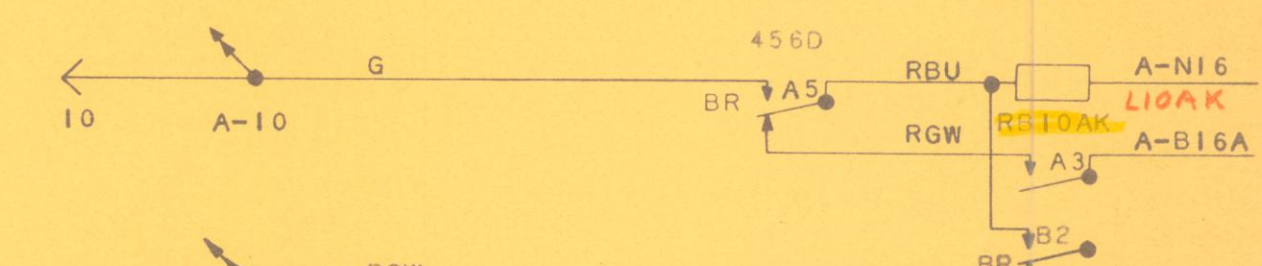
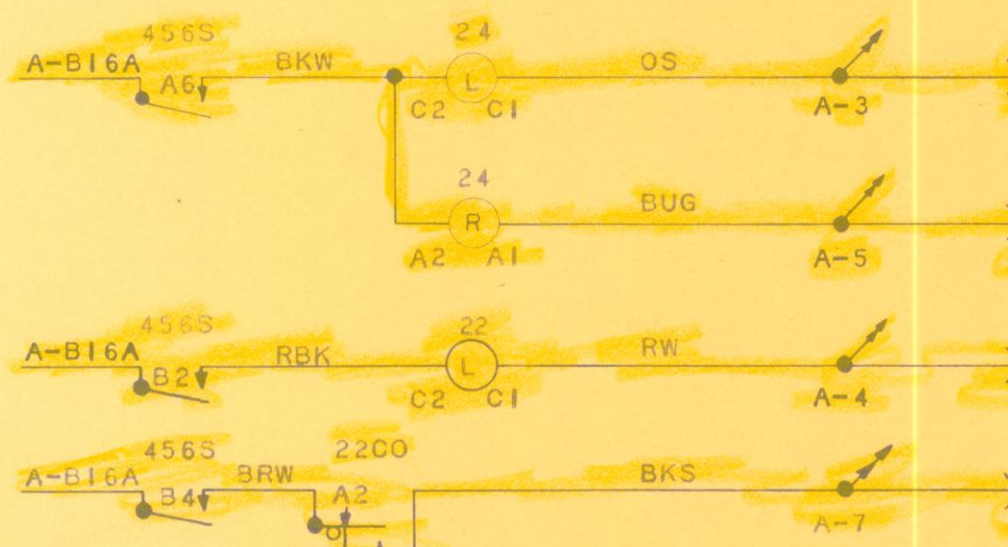
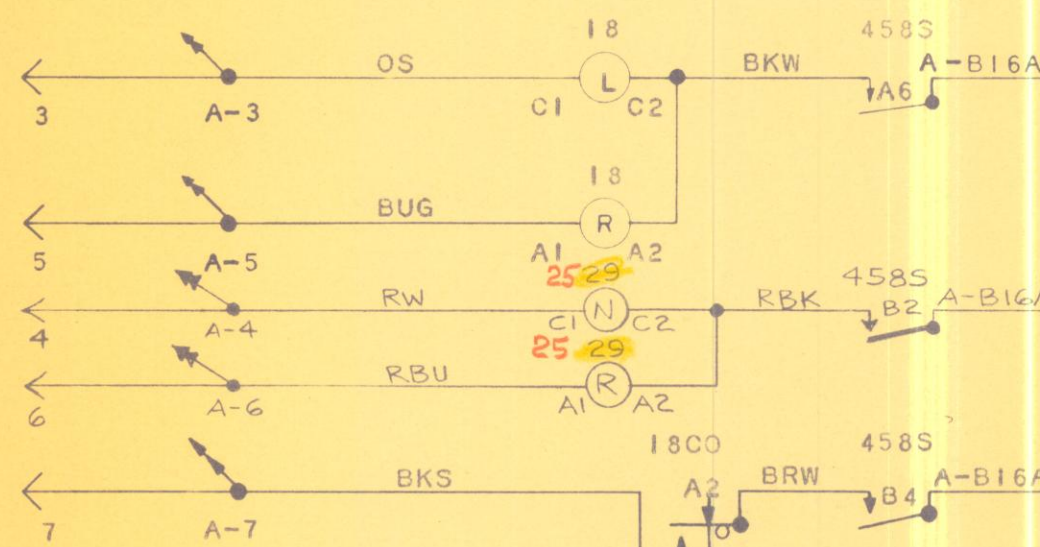
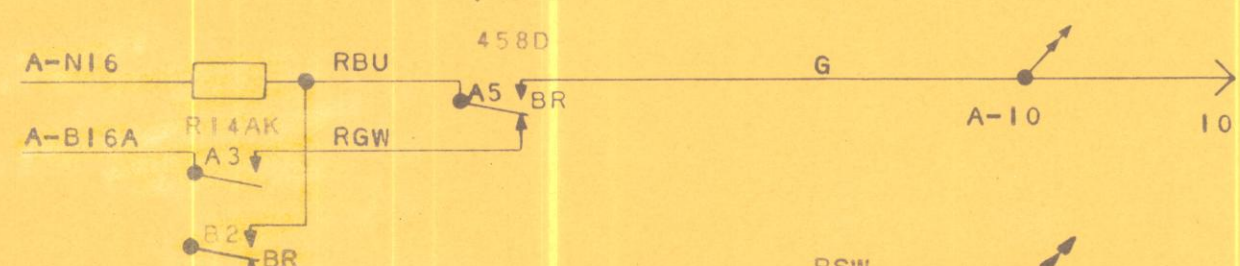
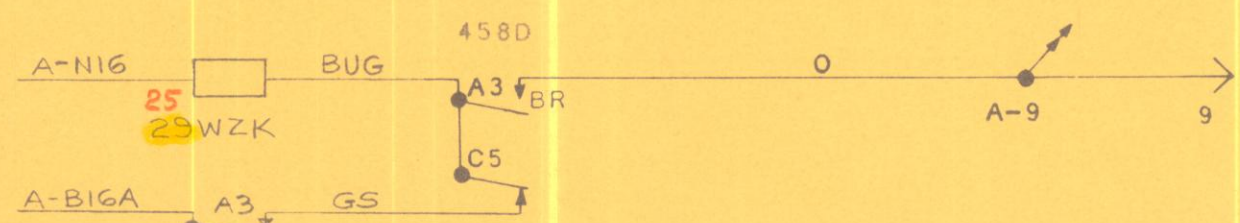


UNIT STA.  
S 458

UNIT STA.  
S 456



OLC UNIT



NOTES

- DENOTES TERMINAL ON CONNECTOR BLOCK  
FIRST LETTER OR NUMBER DENOTES BLOCK  
SECOND NUMBER CONNECTOR
- DENOTES MULTIPLE CONNECTION
- ALL RELAYS NON-VITAL UNLESS OTHERWISE NOTED.

REVISIONS

THE OPERATION OF THE CIRCUITS AND EQUIPMENT REPRESENTED HEREON CANNOT BE FINALLY CHECKED UNTIL CONNECTED TO FORM A COMPLETE SYSTEM OR A SECTION OF SUCH A SYSTEM. SUCH SYSTEM OR SECTION MUST UNDERGO CIRCUIT CONTACT SELECTION BY HAND AND SERVICING OPERATIONS TESTS PRIOR TO BEING PLACED INTO REGULAR SERVICE.

UNION SWITCH & SIGNAL  
DIVISION OF WESTINGHOUSE AIR BRAKE COMPANY  
SWITZVILLE, PENNSYLVANIA, U.S.A.

REFERENCES  
FOR ALL REFERENCES AND BM OF CABINET COMP. SEE C16832 SH. 387

REV.	NONE
NO.	802343
DATE	ME 11-11-64
BY	DB-JA 11-20-64
CHKD	RLO 11-30-64
APP'D	L.H. 12-2-64


MACHINE CIRCUITS  
LINE "A"  
TYPE "L" FORM 504C OFFICE, 504B FIELD CODE SYSTEM

ERIE LACKAWANNA RAILROAD CO.  
WEST END INTERLOCKING  
TRAFFIC CONTROL SYSTEM  
CIRCUITS

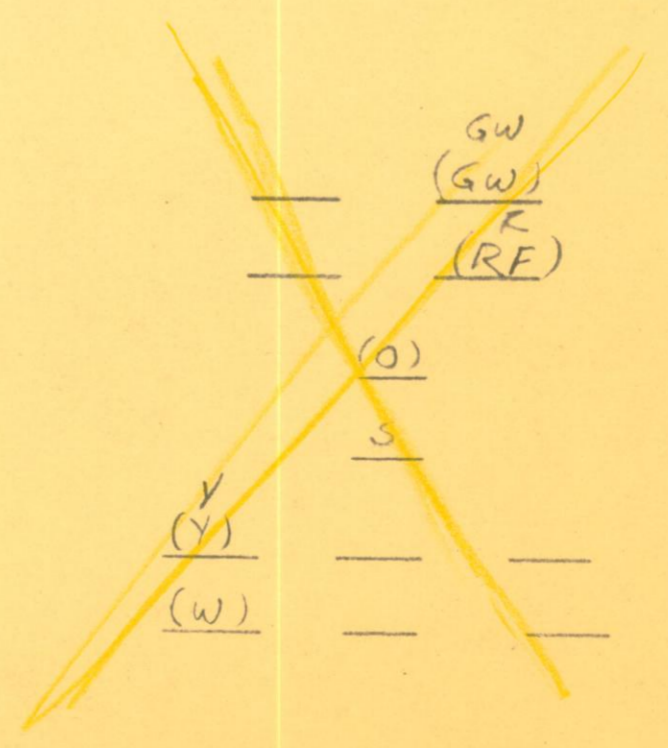
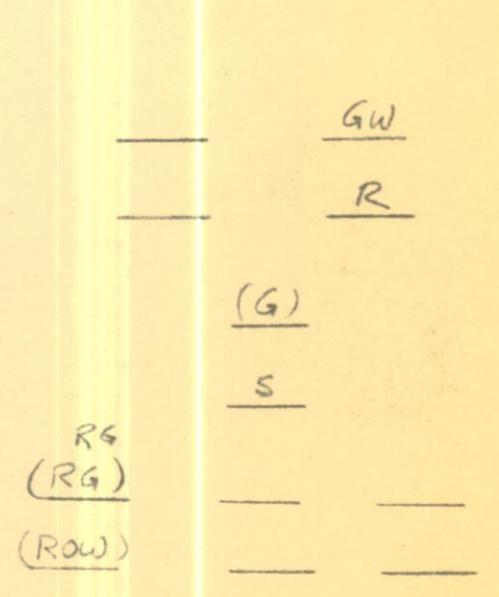
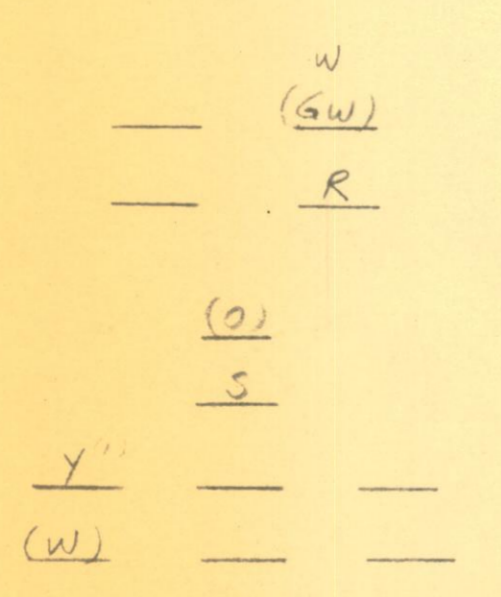
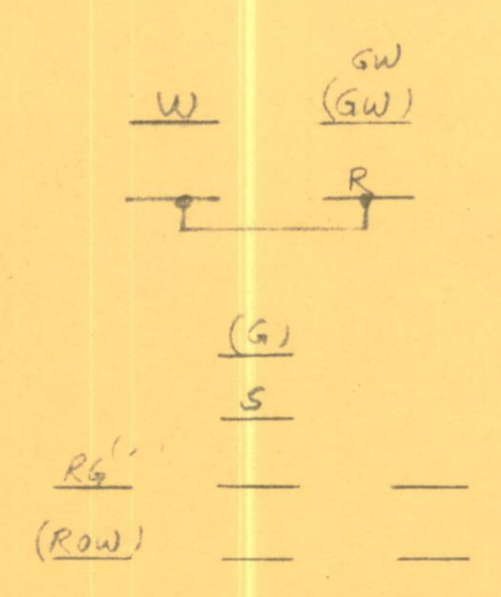
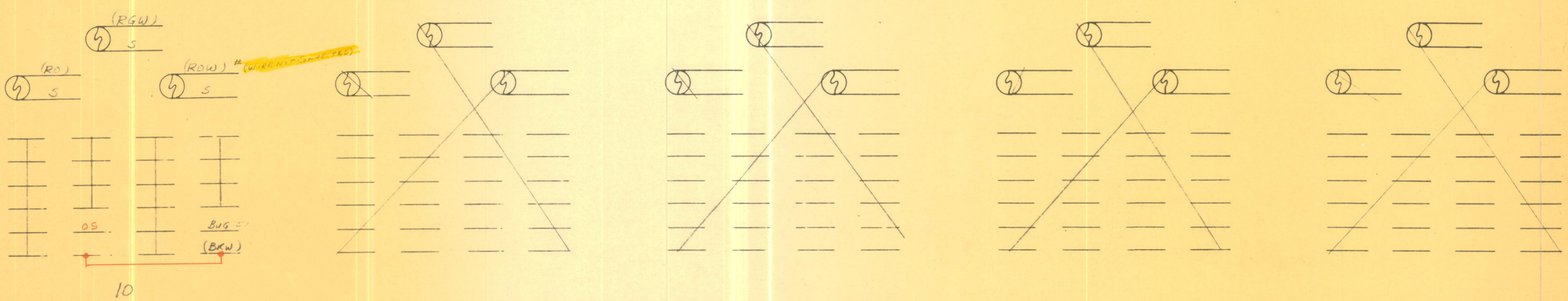
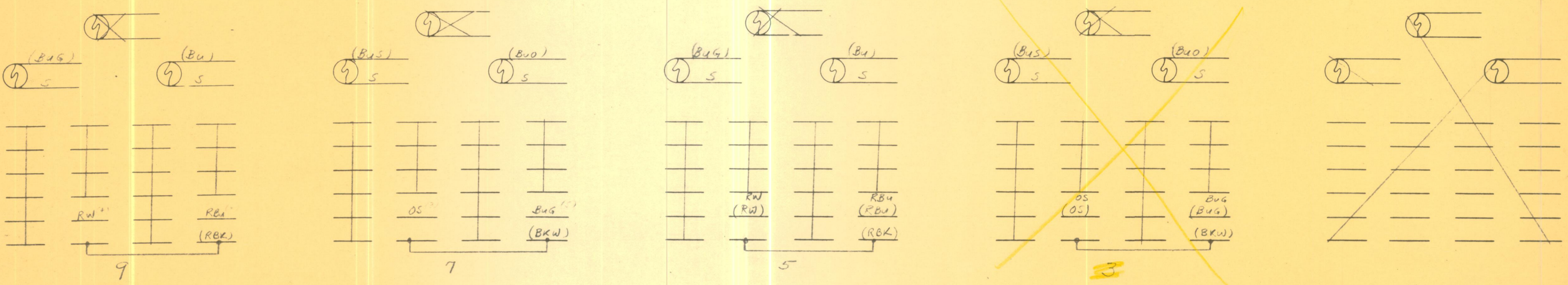
UNION SWITCH & SIGNAL  
DIVISION OF WESTINGHOUSE AIR BRAKE COMPANY  
SWITZVILLE, PENNSYLVANIA, U.S.A.

SH. 11  
K681





(O)  
S  
P.O.

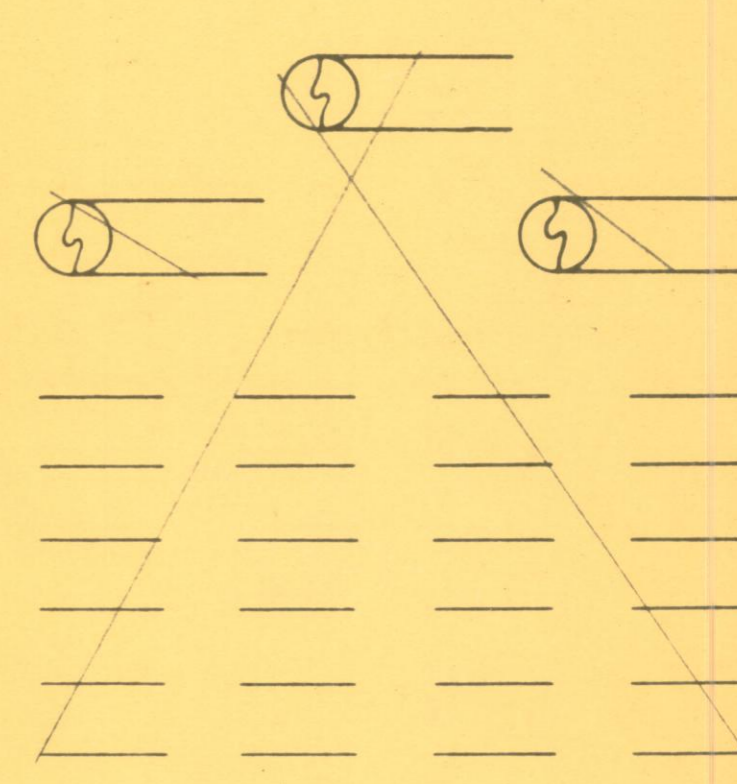
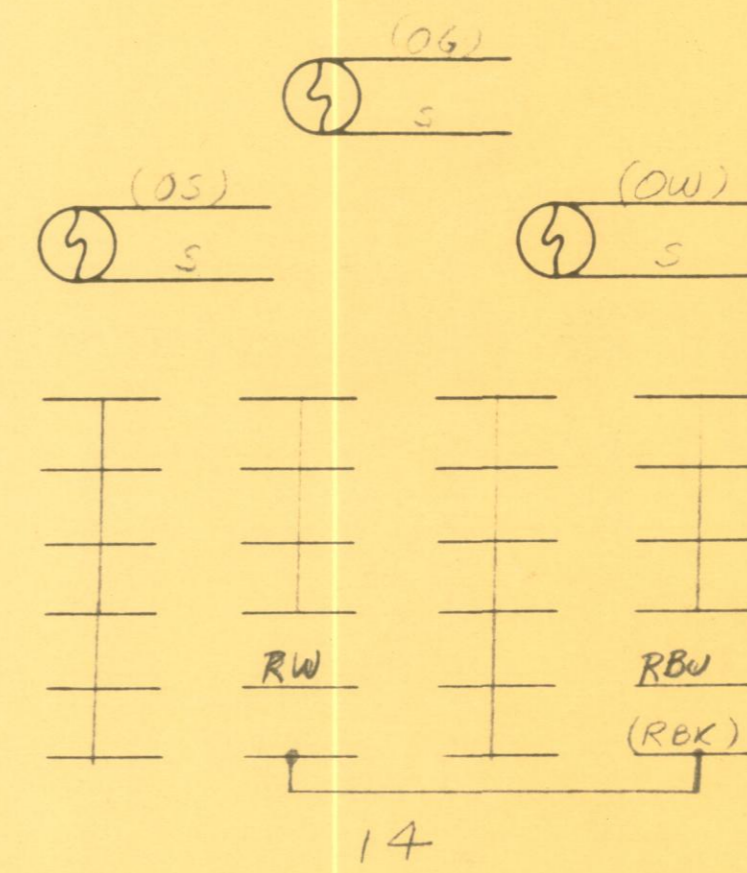
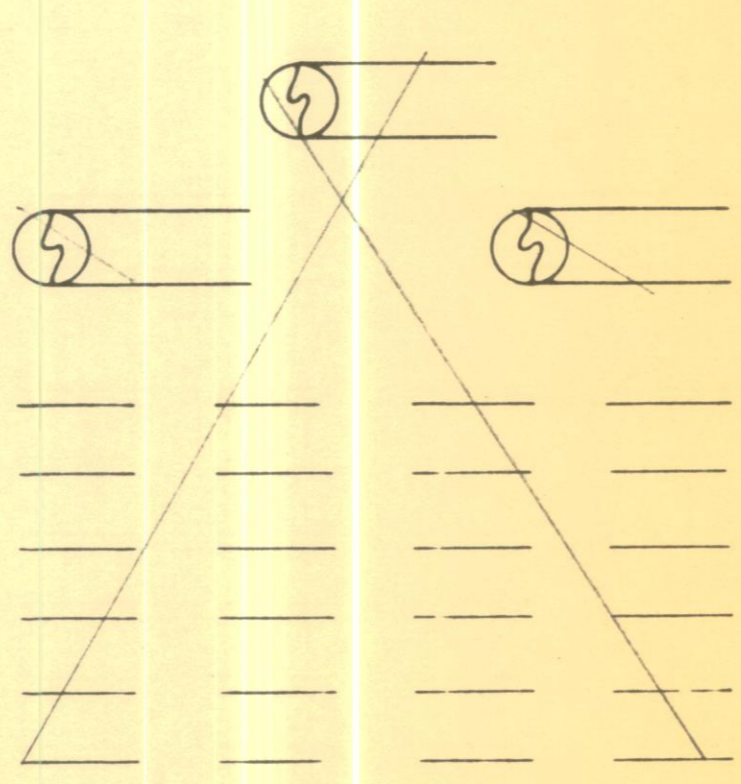
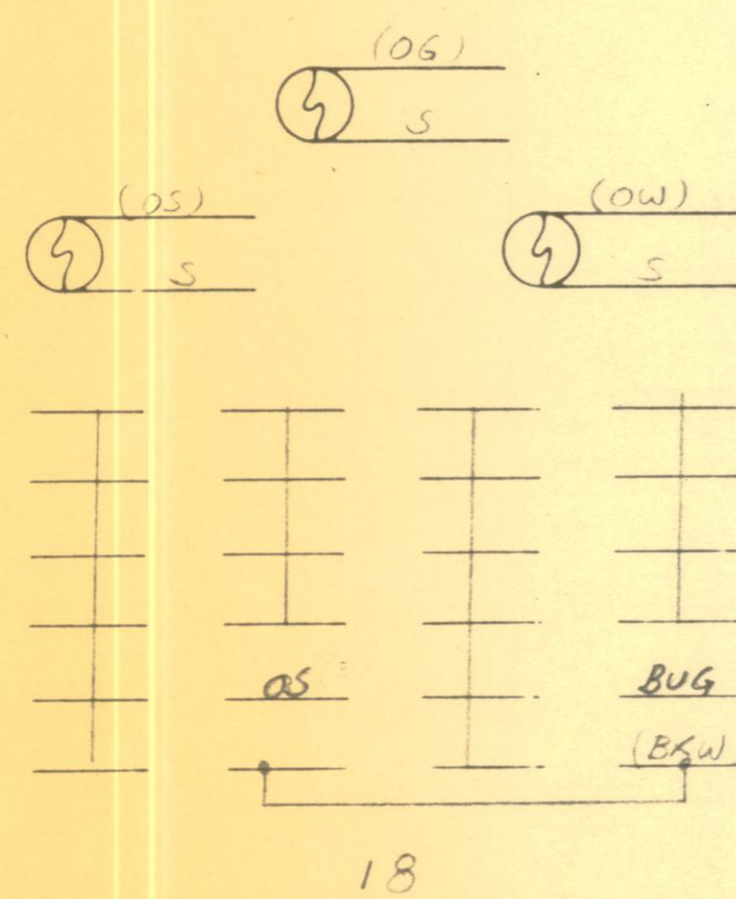

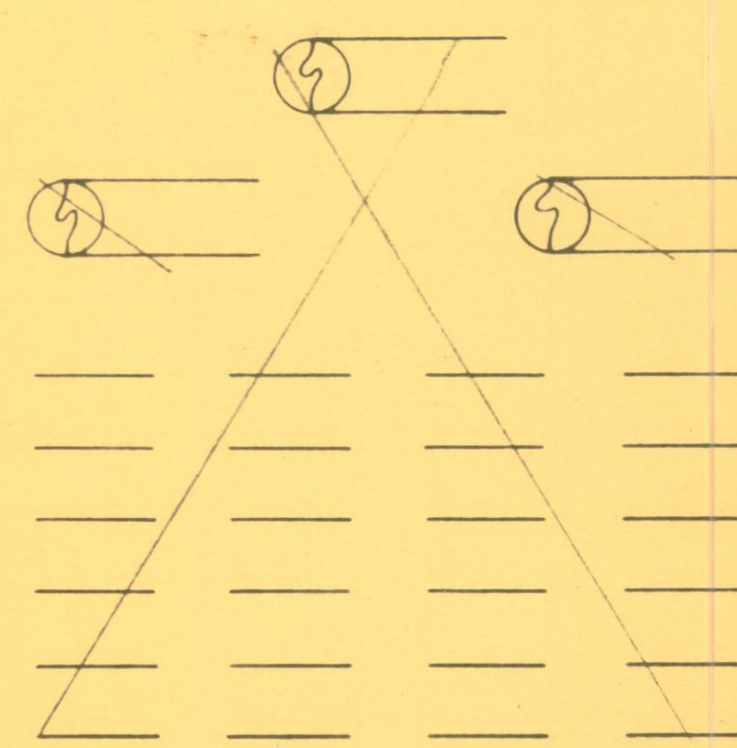
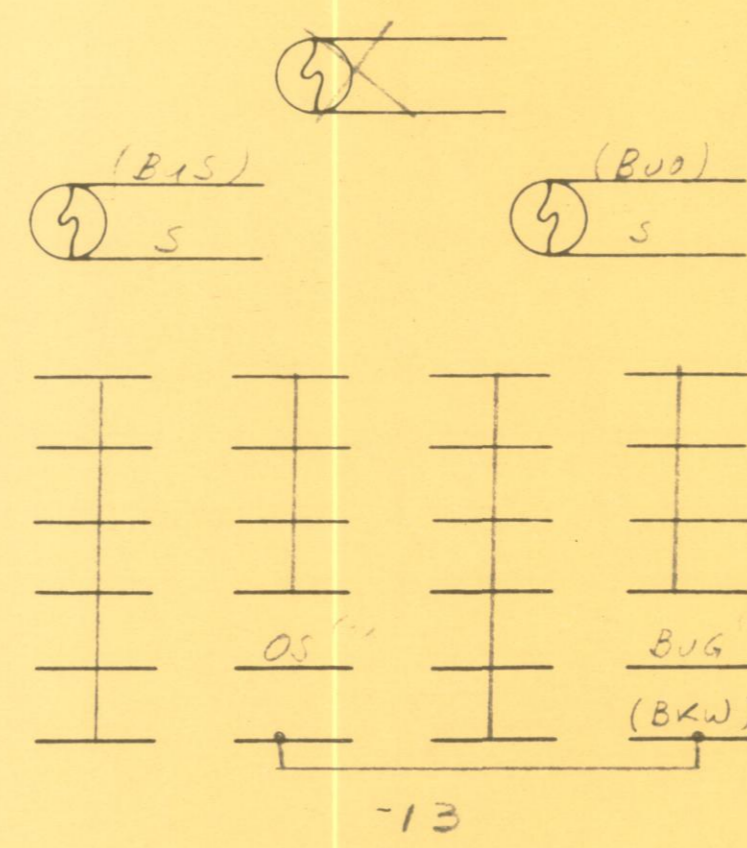
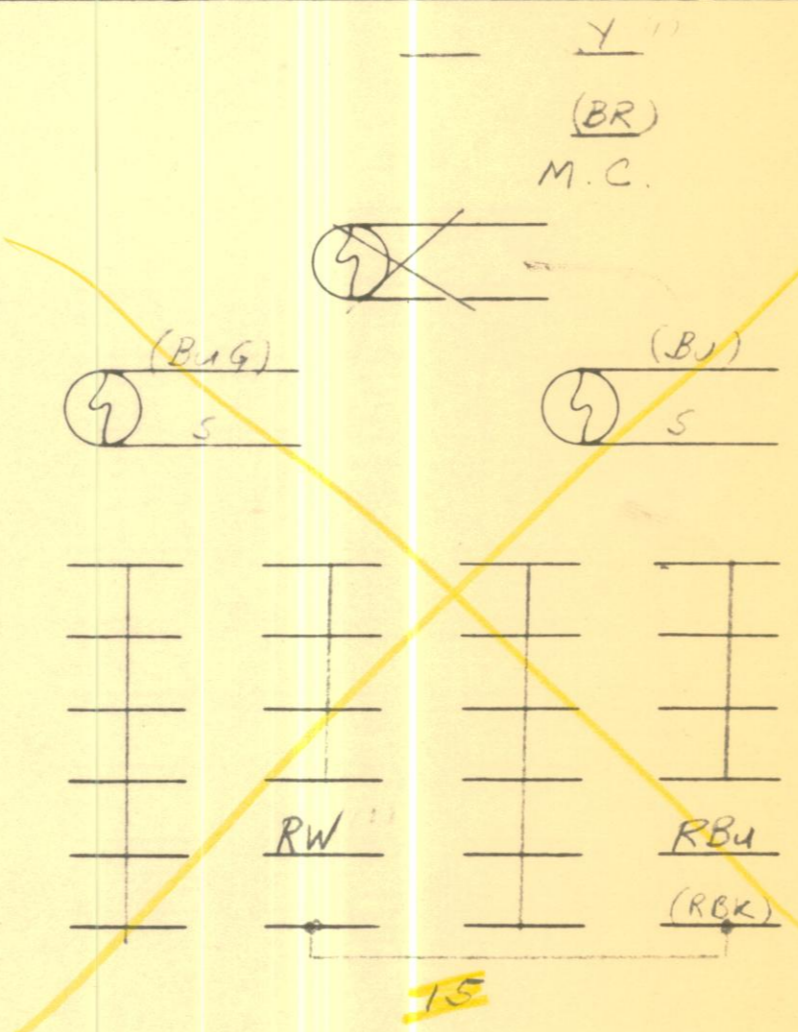
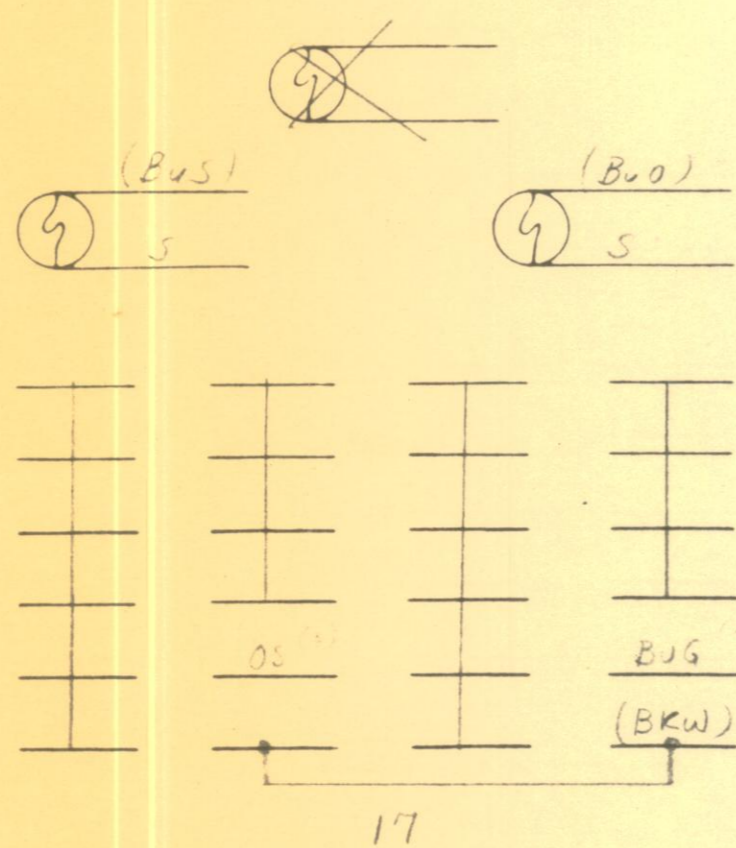
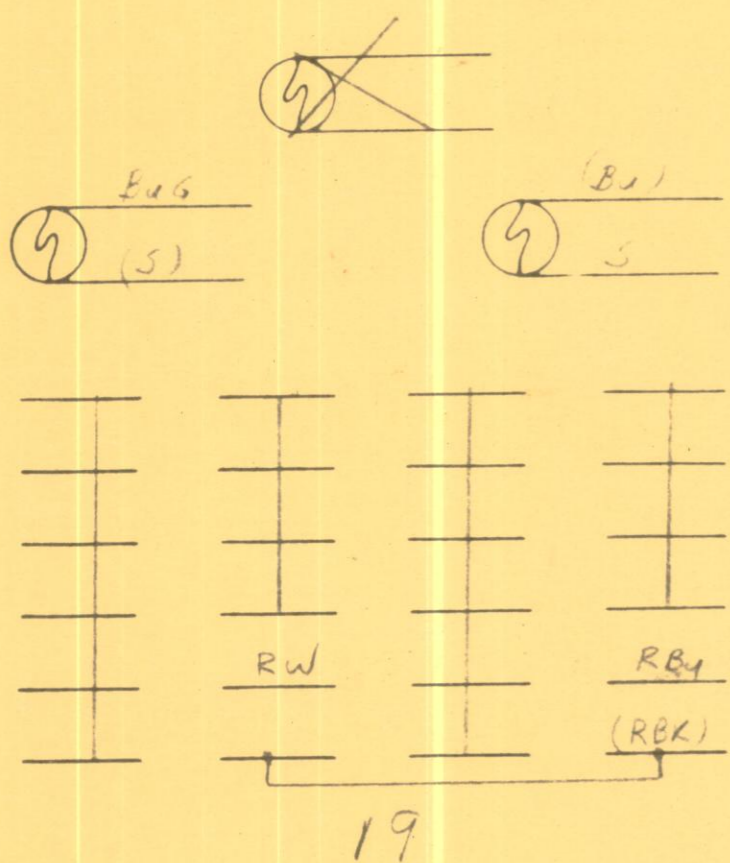



ST B  
HEATERS

NOTE: TIE ALL CONTACTS MARKED 'S' TOGETHER AND LOOP.

REVISIONS	PANEL (WIRING) 2 1/2" CABINET SHEET M1 OF SHEETS M1 TO M4 INCL.	UNION SWITCH & SIGNAL SWISSVALE PENNSYLVANIA U.S.A. DIVISION OF WESTINGHOUSE AIR BRAKE CO.	CIRCUITS R6B1 CROSS REFERENCES ON C16B32 SH. 387	<table border="1"> <tr><td>DATE</td><td>12-16-64</td></tr> <tr><td>DESIGNED BY</td><td>JHL</td></tr> <tr><td>TRAC</td><td></td></tr> <tr><td>TESTED</td><td></td></tr> <tr><td>APPROVED</td><td></td></tr> <tr><td>DATE</td><td>12-16-64</td></tr> </table>	DATE	12-16-64	DESIGNED BY	JHL	TRAC		TESTED		APPROVED		DATE	12-16-64	ERIE-LACKAWANNA RAILROAD CO WEST END INTERLOCKING INST TRAFFIC CONTROL SYSTEM WIRING DIAGRAMS UNION SWITCH & SIGNAL SWISSVALE PENNSYLVANIA U.S.A. DIVISION OF WESTINGHOUSE AIR BRAKE COMPANY	3-1-65 DATE SH. M1 M 2 CONT'D ON WN 610
	DATE	12-16-64																
DESIGNED BY	JHL																	
TRAC																		
TESTED																		
APPROVED																		
DATE	12-16-64																	

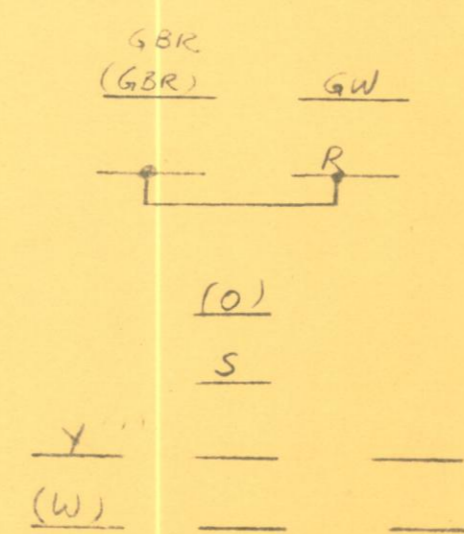
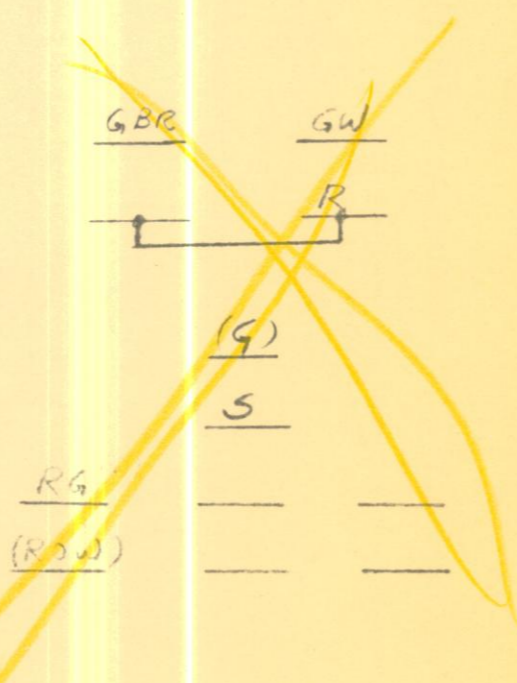
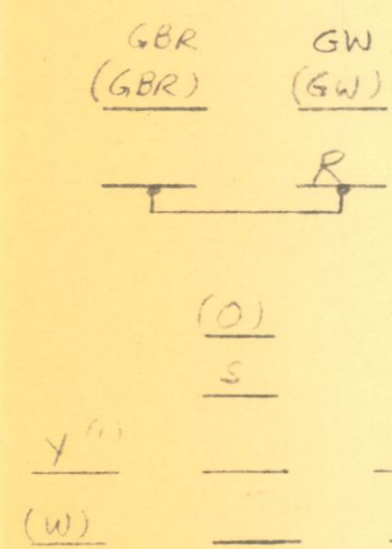





C.O. →

ST.B. →

HEATERS



NOTE: TIE ALL CONTACTS MARKED 'S' TOGETHER AND LOOP

REVISIONS

PANEL (WIRING)  
2'6" CABINET  
SHEET M 2 OF SHEETS M 1 TO M 4 INCL.

UNION SWITCH & SIGNAL  
SWISSVALE PENNSYLVANIA U.S.A.  
DIVISION OF WESTINGHOUSE AIR BRAKE CO.

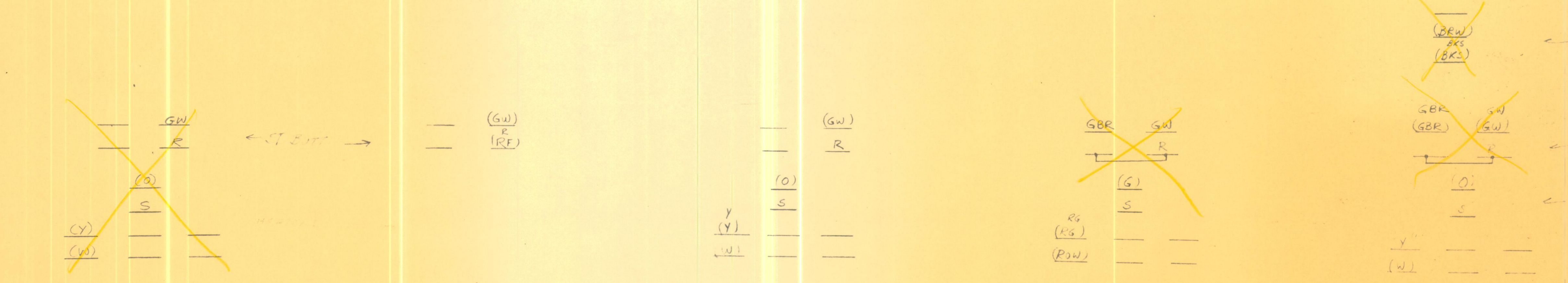
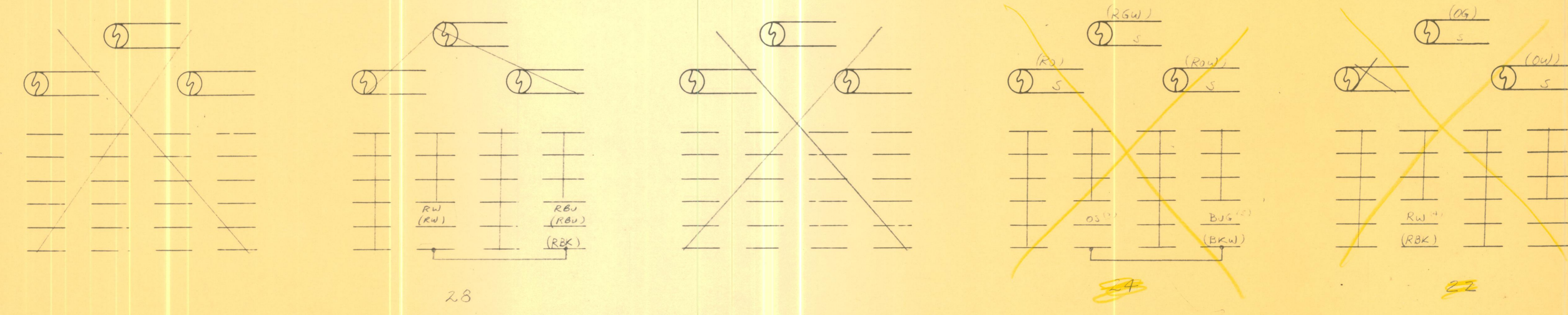
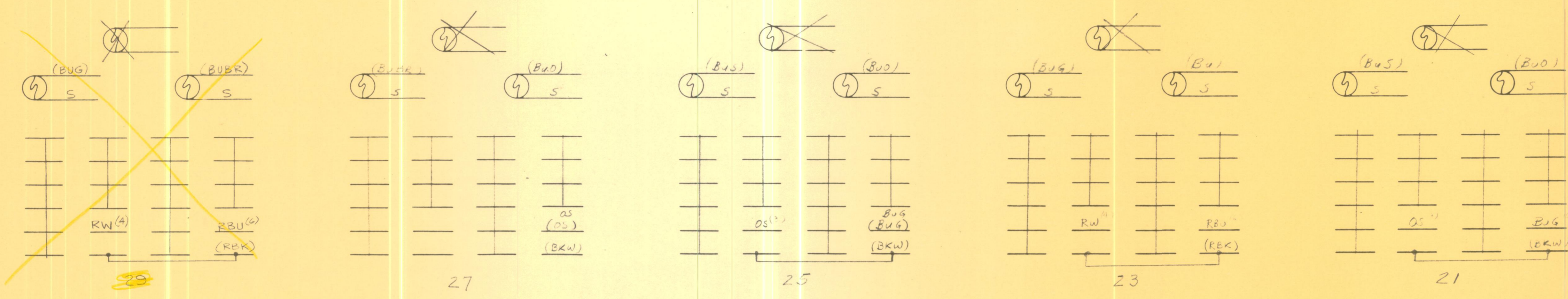

CIRCUITS X681  
CROSS REFERENCES  
ON C16832 SH.387

DESIGNED	JNL	12-15-24
DRAWN		
CHECKED		
APPROVED		
DATE		12-15-24

ERIE-LACKAWANNA RAILROAD CO  
WEST END INTERLOCKING EAST  
TRAFFIC CONTROL SYSTEM  
WIRING DIAGRAMS  
UNION SWITCH & SIGNAL  
SWISSVALE PENNSYLVANIA U.S.A.  
DIVISION OF WESTINGHOUSE AIR BRAKE COMPANY

3-1-25  
DATE  
SH. M 2  
M 3  
WN 610






NOTE THE ALL CONTACTS MARKED S TO GND AND LOOP









- REFERENCES:
- (1) UN 227327-34 30
  - (2) UN 227327-34 31
  - (3) UN 227327-34 32
  - (4) UN 227327-34 33
  - (5) UN 227327-34 34
  - (6) UN 227327-34 35
  - (7) UN 227327-34 36

NOTES:

1. CASE P.C.N. UN102414 - C16670-541
2. RELAYS ON B1266
3. WIRE SPECIFICATIONS SHOWN ON FORM CHART.

REVISIONS

OFFICE STORAGE UNIT  
A  
SHEET M5 OF SHEETS M5 + M6

THE OPERATION OF THE CIRCUITS AND EQUIPMENT REPRESENTED HEREON CANNOT BE FINALLY CHECKED UNTIL CONNECTED TO FORM A COMPLETE SYSTEM OR A SECTION OF SUCH A SYSTEM. SUCH SYSTEM OR SECTION MUST UNDERGO CIRCUIT CONTACT SELECTION (BREAKDOWN) AND SERVICE OPERATION TESTS PRIOR TO BEING PLACED INTO REGULAR SERVICE.

REFERENCES  
CIRCUITS K661  
FORM CHART  
WN610-SAM6

DATE	NONE
BY	3-1-65
CHKD	1-1-64
APP'D	
TEST'D	
OK	12-1-64

ERIE-LACKAWANNA RAILROAD CO.  
WEST END INTERLOCKING  
TRAFFIC CONTROL SYSTEM  
WIRING DIAGRAM  
UNION SWITCH & SIGNAL  
SWISSVALE, PENNSYLVANIA U.S.A.  
DIVISION OF WESTINGHOUSE AIR BRAKE COMPANY

REAR VIEW  
APPROVED: *[Signature]* 3-1-65  
DATE: 3-1-65  
SH. M5 M6  
WN 610



#22 SOLID WIRE UNLESS OTHERWISE NOTED	AI	A2	A3	A4	A5	A6	A7	A8	A9	A10	A11	B1	B2	B3	B4	B5	B6	B7	B8	B9	B10	B11	C1	C2	C3	C4	C5	C6	C7	C8	C9	C10	C11	D1	D2	D3	D4	D5	D6	D7	D8	D9	D10	D11	E1	E2	E3	E4	E5	E6	E7	E8	E9	E10	E11	F1	F2	F3	F4	F5	F6	F7	F8	F9	F10	F11
RELAY ROW A	A1	A2	A3	A4	A5	A6	A7	A8	A9	A10	A11	B1	B2	B3	B4	B5	B6	B7	B8	B9	B10	B11	C1	C2	C3	C4	C5	C6	C7	C8	C9	C10	C11	D1	D2	D3	D4	D5	D6	D7	D8	D9	D10	D11	E1	E2	E3	E4	E5	E6	E7	E8	E9	E10	E11	F1	F2	F3	F4	F5	F6	F7	F8	F9	F10	F11
RELAY ROW B	A1	A2	A3	A4	A5	A6	A7	A8	A9	A10	A11	B1	B2	B3	B4	B5	B6	B7	B8	B9	B10	B11	C1	C2	C3	C4	C5	C6	C7	C8	C9	C10	C11	D1	D2	D3	D4	D5	D6	D7	D8	D9	D10	D11	E1	E2	E3	E4	E5	E6	E7	E8	E9	E10	E11	F1	F2	F3	F4	F5	F6	F7	F8	F9	F10	F11
RELAY ROW C	A1	A2	A3	A4	A5	A6	A7	A8	A9	A10	A11	B1	B2	B3	B4	B5	B6	B7	B8	B9	B10	B11	C1	C2	C3	C4	C5	C6	C7	C8	C9	C10	C11	D1	D2	D3	D4	D5	D6	D7	D8	D9	D10	D11	E1	E2	E3	E4	E5	E6	E7	E8	E9	E10	E11	F1	F2	F3	F4	F5	F6	F7	F8	F9	F10	F11
RELAY ROW D	A1	A2	A3	A4	A5	A6	A7	A8	A9	A10	A11	B1	B2	B3	B4	B5	B6	B7	B8	B9	B10	B11	C1	C2	C3	C4	C5	C6	C7	C8	C9	C10	C11	D1	D2	D3	D4	D5	D6	D7	D8	D9	D10	D11	E1	E2	E3	E4	E5	E6	E7	E8	E9	E10	E11	F1	F2	F3	F4	F5	F6	F7	F8	F9	F10	F11
RELAY ROW E	A1	A2	A3	A4	A5	A6	A7	A8	A9	A10	A11	B1	B2	B3	B4	B5	B6	B7	B8	B9	B10	B11	C1	C2	C3	C4	C5	C6	C7	C8	C9	C10	C11	D1	D2	D3	D4	D5	D6	D7	D8	D9	D10	D11	E1	E2	E3	E4	E5	E6	E7	E8	E9	E10	E11	F1	F2	F3	F4	F5	F6	F7	F8	F9	F10	F11
RELAY ROW F	A1	A2	A3	A4	A5	A6	A7	A8	A9	A10	A11	B1	B2	B3	B4	B5	B6	B7	B8	B9	B10	B11	C1	C2	C3	C4	C5	C6	C7	C8	C9	C10	C11	D1	D2	D3	D4	D5	D6	D7	D8	D9	D10	D11	E1	E2	E3	E4	E5	E6	E7	E8	E9	E10	E11	F1	F2	F3	F4	F5	F6	F7	F8	F9	F10	F11

W I R E S B E T W E E N R E L A Y S

REVISIONS

OFFICE STORAGE UNIT  
A.  
(FORM CHART)  
SHEET ONE OF SHEETS 152-156

WIRE BETWEEN #22 SOLID WIRE UNLESS OTHERWISE NOTED	AI	A2	A3	A4	A5	A6	A7	A8	A9	A10	A11	B1	B2	B3	B4	B5	B6	B7	B8	B9	B10	B11	C1	C2	C3	C4	C5	C6	C7	C8	C9	C10	C11	D1	D2	D3	D4	D5	D6	D7	D8	D9	D10	D11	E1	E2	E3	E4	E5	E6	E7	E8	E9	E10	E11	F1	F2	F3	F4	F5	F6	F7	F8	F9	F10	F11
RELAY ROW A	A1	A2	A3	A4	A5	A6	A7	A8	A9	A10	A11	B1	B2	B3	B4	B5	B6	B7	B8	B9	B10	B11	C1	C2	C3	C4	C5	C6	C7	C8	C9	C10	C11	D1	D2	D3	D4	D5	D6	D7	D8	D9	D10	D11	E1	E2	E3	E4	E5	E6	E7	E8	E9	E10	E11	F1	F2	F3	F4	F5	F6	F7	F8	F9	F10	F11
RELAY ROW B	A1	A2	A3	A4	A5	A6	A7	A8	A9	A10	A11	B1	B2	B3	B4	B5	B6	B7	B8	B9	B10	B11	C1	C2	C3	C4	C5	C6	C7	C8	C9	C10	C11	D1	D2	D3	D4	D5	D6	D7	D8	D9	D10	D11	E1	E2	E3	E4	E5	E6	E7	E8	E9	E10	E11	F1	F2	F3	F4	F5	F6	F7	F8	F9	F10	F11
RELAY ROW C	A1	A2	A3	A4	A5	A6	A7	A8	A9	A10	A11	B1	B2	B3	B4	B5	B6	B7	B8	B9	B10	B11	C1	C2	C3	C4	C5	C6	C7	C8	C9	C10	C11	D1	D2	D3	D4	D5	D6	D7	D8	D9	D10	D11	E1	E2	E3	E4	E5	E6	E7	E8	E9	E10	E11	F1	F2	F3	F4	F5	F6	F7	F8	F9	F10	F11
RELAY ROW D	A1	A2	A3	A4	A5	A6	A7	A8	A9	A10	A11	B1	B2	B3	B4	B5	B6	B7	B8	B9	B10	B11	C1	C2	C3	C4	C5	C6	C7	C8	C9	C10	C11	D1	D2	D3	D4	D5	D6	D7	D8	D9	D10	D11	E1	E2	E3	E4	E5	E6	E7	E8	E9	E10	E11	F1	F2	F3	F4	F5	F6	F7	F8	F9	F10	F11
RELAY ROW E	A1	A2	A3	A4	A5	A6	A7	A8	A9	A10	A11	B1	B2	B3	B4	B5	B6	B7	B8	B9	B10	B11	C1	C2	C3	C4	C5	C6	C7	C8	C9	C10	C11	D1	D2	D3	D4	D5	D6	D7	D8	D9	D10	D11	E1	E2	E3	E4	E5	E6	E7	E8	E9	E10	E11	F1	F2	F3	F4	F5	F6	F7	F8	F9	F10	F11
RELAY ROW F	A1	A2	A3	A4	A5	A6	A7	A8	A9	A10	A11	B1	B2	B3	B4	B5	B6	B7	B8	B9	B10	B11	C1	C2	C3	C4	C5	C6	C7	C8	C9	C10	C11	D1	D2	D3	D4	D5	D6	D7	D8	D9	D10	D11	E1	E2	E3	E4	E5	E6	E7	E8	E9	E10	E11	F1	F2	F3	F4	F5	F6	F7	F8	F9	F10	F11

W I R E S B E T W E E N R E L A Y S

REFERENCES

CIRCUITS - 1531

WIRING DIAGRAMS

WN 610 SH. M 5

CROSS REFERENCES ON

C16832 - SH. 387

UNION SWITCH & SIGNAL  
SWISSVALE PENNSYLVANIA U.S.A.  
DIVISION OF WESTINGHOUSE AIR BRAKE CO

ERIE-LACKAWANNA FAIRROAD CO  
WEST-END INTERLOCKING  
TRAFFIC CONTROL SYSTEM  
WIRING DIAGRAMS

UNION SWITCH & SIGNAL  
SWISSVALE PENNSYLVANIA U.S.A.  
DIVISION OF WESTINGHOUSE AIR BRAKE COMPANY

APPROVED: SH. M6. M7  
DATE: 3-1-65

CONT'D ON  
WN 610

NOTES:

- USE #22 SOLID WIRE UA45394.
- USE #20 FLEX WIRE UA45031
- SPARE WIRES IN CABLES DESIGNATED BY A STAR\*









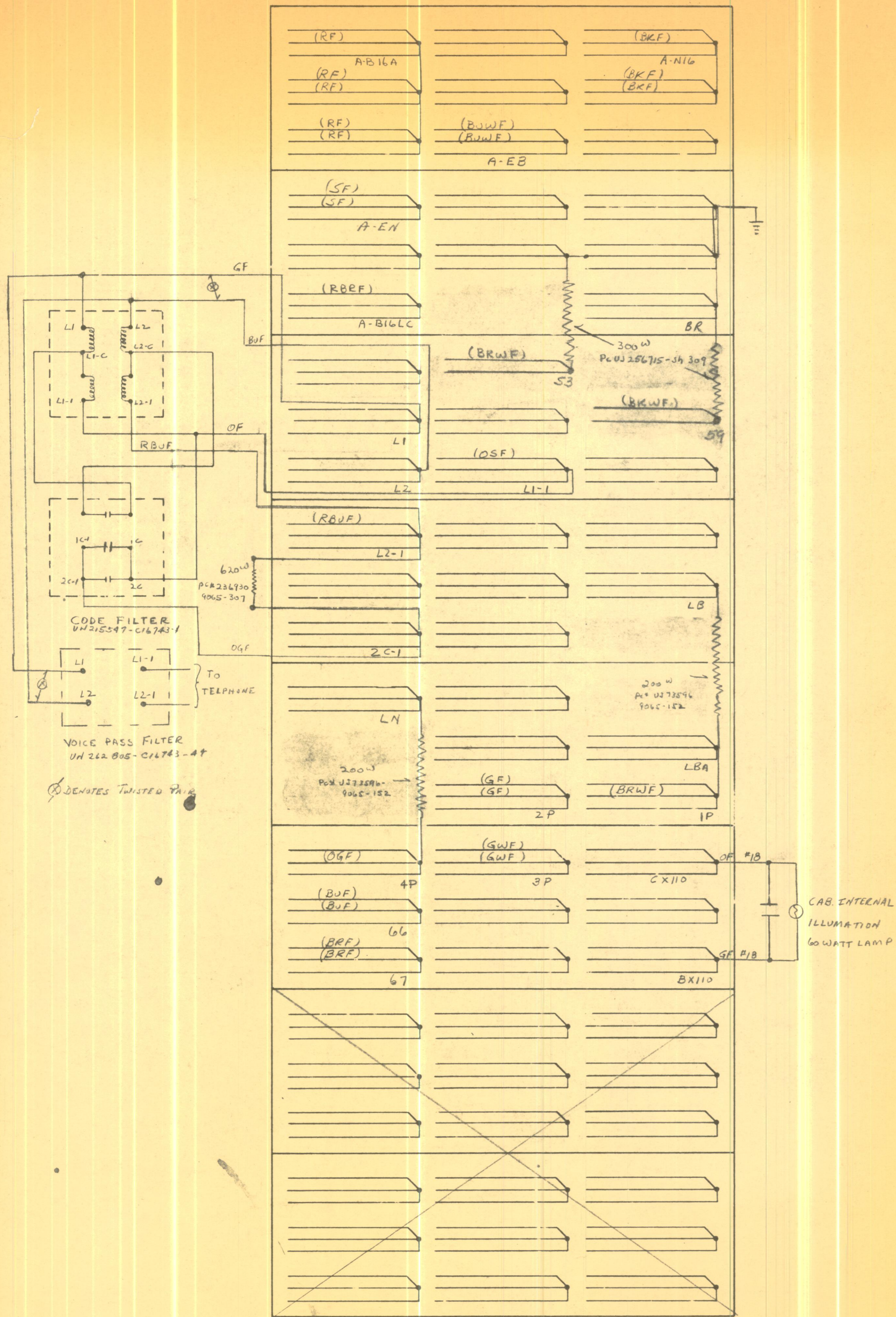












GWAY TERM BOARD  
UN 349644-C9374-J41813

TERMINAL BOARD

THE OPERATION OF THIS CIRCUIT AND EQUIPMENT REQUIRES THE USER TO BE FINALLY CHECKED. THIS CIRCUIT IS A COMPLETE SYSTEM AND IS NOT TO BE USED IN A SYSTEM WHICH SYSTEM OPERATION MUST UNDERGO IN ITS OWN OPERATION. TEST BEFORE REPAIR INTO REGULAR SERVICE.

UNION SWITCH & SIGNAL  
SWINSALE, PENNSYLVANIA U.S.A.  
DIVISION OF WESTINGHOUSE AIR BRAKE CO.

REVISIONS

NONE  
202543  
JUL 12 1964

ERIE LACAWANNA RAILROAD CO  
WEST END INTERLOCKING EAST  
TRAFFIC CONTROL SYSTEM  
WIRING DIAGRAMS  
UNION SWITCH & SIGNAL  
SWINSALE, PENNSYLVANIA U.S.A.  
DIVISION OF WESTINGHOUSE AIR BRAKE COMPANY

3-1-65  
SH. 11  
WN 610